

PHILATELY

from

AUSTRALIA

A CHRONICLE OF AUSTRALASIAN STAMPS
AND THEIR COLLECTORS



Published Quarterly by
THE ROYAL PHILATELIC SOCIETY OF VICTORIA

VOL. III, No. I

MARCH 1951

CONTENTS

	Page
GIVING AND TAKING IN A SOCIETY	1
THE TRAIL OF COMMONWEALTH	3
CONVERSATION PIECES	6
NOTES ON PAPERMAKERS' WATERMARKS ASSOCIATED WITH AUSTRALIAN STAMPS	8
ROYAL AUSTRALIAN AIR FORCE POSTAL SERVICE	12
TASMANIAN "TOWN, NAME AND DATE" CANCELLATIONS	17
THE OTHER SIDE OF THE PICTURE	21
THE 1897 ISSUE OF TONGA	27
CORRESPONDENCE	33
REVIEWS	33

Including One Art Plate

Philately from Australia

SPECIAL ANNOUNCEMENT

SUBSCRIPTIONS

We regret that rising costs have now necessitated an increase in Subscription rates. All subscriptions:

(a) from *Australian* residents received after 31 May 1951, shall be 12/6d. per annum.

(b) from *Overseas* residents received after 31 July 1951, shall be 10/6d. sterling for British Empire (ex. Canada) and 2 dollars for United States of America and Canada.

Orders for back numbers received after these dates shall be at the new rate for full volumes and for single copies 3/6d. (Aust.), 3/-sterling (B.E.) and 75 cents (American). All back numbers can still be supplied.

We regret that owing to a change in postal regulations British Postal Orders are not now negotiable in Australia. Please make payment by bank draft or money order.

ADVERTISING RATES

These will remain unaltered for the current year.

Enquiries for Advertising space should be addressed to the Business Manager.

	Single Insertion		FULL YEAR FOUR INSERTIONS	
	Aust.	Dollars	Aust.	Dollars
Covers	£8 15 0	40	£7 10 0 ea.	35 ea.
Full	7 0 0	30	6 5 0 ea.	25 ea.
Half	3 17 6	17	3 10 0 ea.	14 ea.
Quarter	2 5 0	10	2 0 0 ea.	8 ea.

Advertisements from non-dollar areas are at the sterling equivalent of the Australian rates.

PHILATELY FROM AUSTRALIA



SCOTTS HOTEL

MELBOURNE

Telephone M 1901 (11 Lines)

Cables & Telegrams: "Scottsotel Melbourne"

"Meet me at Scotts"

A MECCA FOR ALL VISITING PHILATELISTS

By Appointment
Philatelists



To His Majesty
The King

STANLEY GIBBONS LIMITED

Established 1856

*For Nearly a Century the Premier
House for the stamps of all countries.*

May We Serve You?

Our Only Address—

391 STRAND, LONDON, W.C.2.

Our Services for Collectors

We hold one of the choicest and most valuable stocks of stamps in the country and cater for every grade of collector from BEGINNER TO ADVANCED SPECIALIST

We have a highly organized
APPROVAL DEPARTMENT

We are pleased to receive
WANT LISTS

Publishers of *The Philatelic Journal of Great Britain*, the oldest British philatelic magazine, now published Quarterly. (Single no., 1/3; Annual Subscription, 5/- post free)

P. L. Pemberton & Son

Corn Exchange Buildings

Leominster, England

SPECIALIST'S HANDBOOKS (All postage extra)

"ANTARCTIC POSTS," by Dr. J. H. Harvey Pirie (F.R.P.S.L.), 15/- ea.
"APPROACHES TO PHILATELY," Compiled by G. B. Erskine, articles by many famous English philatelists, 25/- ea.
"ART AND THE POSTAGE STAMP," by J. R. W. Purves (F.R.P.S.L.), 1/- ea.
"AUSTRALIAN AIRMAILS," by Alec A. Rosenblum, 3/- ea.
"BAHAMAS" HANDBOOK, by Harold G. D. Gisburn (F.R.P.S.L.), 20/- ea.
"BRITISH STAMPS," by Patrick Hamilton, 25/- ea.
"BRITISH STAMPS PERFORATED WITH FIRMS INITIALS," by F. Hugh Vallancey, 4/6 ea.
"BRITISH POSTAGE STAMP DESIGN," by John Easton, 55/- ea.
"BRUNSWICK STAR," by James Arnot, 5/- ea.
"DENMARK POSTAL BOOKLETS," written in English and Danish, 10/- ea.
"EARLY INDIAN CANCELLATIONS," by Jal Cooper (F.R.G.S.), 35/- ea.
"FIRST POSTAGE STAMPS OF BRAZIL," by Dr. Jose Kloke, 15/- ea.
"GLOSSARY AND DICTIONARY OF PHILATELIC TERMS," by P. Collas, 3/6 ea.
"GREAT BRITAIN HANDBOOK (PART I)," by J. B. Seymour, 42/- ea.
"GREAT BRITAIN—PENNY BLACKS PLATED," by F. Wadham, 8/6 ea.

This is only a very small selection of the huge stocks of specialised handbooks, catalogues, &c., carried by us; full listing is given in our "LIBRARY LIST" free on receipt of 2d. postage. For the intending "specialist" we have the most varied array of philatelic textbooks in this country and what is

"SERVICE THAT SATISFIES" from . . .

ARNOLD, WHEELER & CO.

GREAT BRITAIN—THE PENNY BLACK—IT'S PLATE CHARACTERISTICS, by Charles Nissen, 8/6 ea.
"HAVE YOU NOTICED," by A. O. Crane, 5/- ea.
"HOW TO ARRANGE AND WRITE-UP A STAMP COLLECTION," by Stanley Phillips and C. P. Rang, 5/6 ea.
"INVOICES, PAPERS AND PERFORATIONS OF THE STAMPS PRINTED FROM MESSRS. PERKINS, BACON AND CO'S PLATES BY MESSRS. DE LA RUE AND CO. DURING 1862/3," by P. De Worms, 15/- ea.
"JAMAICA OBLITERATION NUMBERS," by L. C. C. Nicholson, 15/- ea.
"JAPAN'S PACIFIC OCCUPATION," by H. N. Eustis, 2/6 ea.
"KANGAROO" HANDBOOK OF AUST. C/- WEALTH STAMPS," by Major Dormer Legge, 10/6 ea.
"KING GEORGE V 1½d. DIE II," by Dr. Gordon Ward, 5/6 ea.
"LAND OF THE CAMEL POST," by Gisburn and Thompson, 15/- ea.
"LINE ENGRAVED ISSUES OF 1914, AND THE ESSAYS, DIE AND PLATE PROOFS OF THE GEORGIAN Id.," by Major Dormer Legge, 10/6 ea.
"MEDICINE AND SCIENCE IN POSTAGE STAMPS," by W. J. Bishop and N. M. Matheson, 15/- ea.

more our huge stocks of postage stamps from most stamp issuing countries of the world are available to all and whatever your speciality we can generally assist. The largest stocks of Stamp Albums and Accessories in Australia are also held by us. Catalogue 9d., post extra.

PHONE: MU5413

STAMP MERCHANTS & IMPORTERS. EST.
Winfield Bldgs, 495 Collins St., 1929
BOX 4566, G.P.O., MELBOURNE, C.I.

PHILATELY FROM AUSTRALIA

AFTER ALL — THERE IS ONLY ONE

AUSTRALIAN STAMP AUCTIONS

The Outstanding Success of the Sale of the "Dr J. Sandison Yule" Collection Proves Beyond Doubt That the Greatest Nett Result Will be Obtained by Us.

Just a Few of the Excellent Realisations of a Recent Sale.

- £2 Kangaroo 1st WMK. (Cat. £45) Realised £45
- £1 Kangaroo 1st WMK. (Cat. £25) Realised £23
- 10/- Kangaroo 1st WMK. (Cat. £10) Realised £10
- 5/- Kangaroo 2nd WMK. Block of 4 (Cat. £35) Realised £31
- 10/- Kangaroo 3rd WMK. (Cat. £10) Realised £9
- 4d. Geo. V Orange Shades in Block of 4 (Cat. £10) Realised £9
- 3d. Blue Geo. VI "White Leaves" Block of 4 Realised £18

Amazing Results To Be True — We Can Do The Same For YOU

AUSTRALIAN STAMP AUCTIONS

31 Queen Street, Melbourne C.1
Victoria Australia

PHONE : MB 1107

Cable and Telegraphic Address
"Ostampoc" Melbourne

QUEENSLAND

1860. Large Star, imperf.	Un. Used	1d. vermilion ..	35/- 10/-	Do. 5/-	7/6 —
1d. dull rose ..	£3	Block 8, crease	£10 —	1868-74. Tctd. Star, pf. 13.	25/- 2/6
1d. (med. copy) ..	£15	2d. blue	35/- 8/6	1d. pale blue .. .	3/-
1860. Lge. Star, clean-cut pf.	£5	6d. apple green ..	— 6/6	2d. blue shades	12/6 2/0
1d. (med. copy) ..	£5	6d. yellow green ..	— 5/-	3d. olive-brown ..	4/-
2d. blue	25/-	1/- grey	40/- 6/9	3d. greenish-brn. ..	4/6
6d. green	22/6	1/- grey, S.G.35 ..	— 20/-	3d. brown	5/-
Small Star, ditto.	—	1867. Perf. 13. round holes.	—	6d. green	6/-
3d. brown	40/-	1d. orange	— 10/-	6d. yellow green ..	6/-
6d. green	35/-	2d. blue	— 4/6	1/- olive-grey .. .	27/6
1/ dull violet .. .	42/-	6d. green	— 5/-	1/- red violet .. .	22/6
6d. Reg'd. olive ..	45/-	1864-65. Star, perf. 13.	—	Ditto, perf. 12.	—
1861. Clean-cut, perf. 14.	—	1d. orange	— 15/-	1d. orange	21/-
1d. rose	45/- 20/-	2d. blue	— 10/-	6d. green	22/6
2d. blue	21/-	6d. green	— 10/-	1/- mauve	30/-
Rough perfs. 14-16.	—	6d. Reg'd. yellow	20/- 15/-	2d. blue (13 x 12)	21/-
1d. carmine-rose ..	17/6	1d. orge, S.G.50 ..	— 36/-	1868-75. Wmk. Crown & Q.	—
2d. deep blue .. .	10/-	1866. Wmk. Script, perf. 13.	—	Perf. 13.	—
3d. brown	10/- 20/-	1d. or-vermilion ..	— 11/-	1d. vermilion .. .	3/6
6d. green	15/-	2d. blue	30/- 5/-	1d. rose-red .. .	7/-
1/- purple slate ..	35/-	Sept. 1866. No wmk., litho.	—	2d. blue shades ..	1/6
6d. Reg'd. ol. yel. ..	15/-	4d. slate	— 15/-	3d. brown	7/6
1862-67. No wmk., p. 13 rgh.	—	4d. lilac	25/- 6/6	4d. yellow	35/-
1d. Indian red .. .	32/6	5/- pale rose .. .	— 35/-	6d. green	45/- 6/-
		"Specimen," 4d.	4/- —		

Stamps marked * can be supplied in mint blocks of four.

We wish to buy good collections of Queensland.

BRIDGER & KAY, Ltd.,
86 STRAND, LONDON, W.C.2, ENGLAND

IT ISN'T BY ACCIDENT

that we obtain realisations like these . . .

AUSTRALIAN COMMONWEALTH

1913 1st wmk. 'Roo to 10/- in blocks of four	£70 0 0
1915 3rd wmk. 'Roo 5/-, double vertical strip of six	£52 10 0
1929 small mult. 'Roo 5/- imprint block of 12	£52 10 0
1926-27 small mult. 1/4d. full sheet	£52 10 0
1937-38 Geo. VI. 3d., 1st printing, an imprint block of four	£52 0 0
1937-38 Geo. VI. 3d., Die Ia, two lower rows with imprint	£60 0 0
1937-38 Geo. VI 3d., Die II, complete pane	£85 0 0
1932 Bridge 5/-, imprint block of six	£55 0 0
1932 Bridge 5/-, full sheet	£178 10 0
New Zealand; 1931 Smiling Boy 1d, full sheet	£525 0 0

All the foregoing are from the recent "Urquhart" Sales, but corresponding realisations are made at every auction. And the recipe for this success? Take 50 years of Philatelic Auctioneering, a world-wide organisation with airmailed catalogues winging their way to the four corners of the earth, an experienced staff to whom your interests are their interests, and you have the reason why wise philatelists or their Executors, sell through

THE HOUSE OF HARMER

We welcome your enquiries, whether addressed to:

H. R. HARMER AUSTRALIA PTY. LTD.

Castlereagh House, 2b Castlereagh Street, Sydney

or

H. R. HARMER LTD.
39-42 New Bond St.
LONDON, W.1

H. H. HARMER, Inc.
32 East 57th St.,
NEW YORK

PHILATELY *from* AUSTRALIA

Editor: H. M. CAMPBELL (on leave)

Acting Editor: P. COLLAS

Publication Committee: Messrs J. C. W. BROWN, P. COLLAS, C. E. NORDEN and
J. R. W. PURVES, F.R.P.S.L.

Business Committee: Messrs J. GARTNER, F. A. LADBURY, W. L. RUSSELL and
H. T. TOBIN

Business Manager: Mr J. H. REMINGTON, Nash Street, Gardiner, Melbourne, Victoria

VOL. III. No. 1

MARCH 1951

GIVING AND TAKING IN A SOCIETY

Work for our hobby, like work of any sort, is conditioned by the spirit in which it is done and the time that can be given to it. That is why comparatively little philatelic work of a permanent nature is being done in this country (and indeed in many others).

There are many takers and not many givers — many “joiners” whose only criterion is “what do I get out of it!” Such people never pause to think that in return for what they themselves receive it might not perhaps be unreasonable to give something back.

This is a common outlook and is found in Philatelic Societies as it is elsewhere. It is liable to prove embarrassing, however, when it exists, in more than a small proportion of cases, in the membership of a large Society. Such a Society is naturally expected to lead — to launch projects for the general good — and this becomes more difficult and costly as the years roll on.

Take, for instance, a Society's entry into the field of publication. It is necessary here to point out that if the only people who purchased publications were those immediately interested in the subject *and* prepared to read about it, the heavy financial loss that would be entailed in all cases would result in a total cessation of publishing efforts, except in the few popular fields of the moment.

And yet publication is essential to the healthy continuance of the hobby since, unless there be a regular and permanent dissemination of knowledge, that knowledge will die and be known no more.

In Australia, save for dealers' price lists, it is obvious that we have, at the present time, to look to our Societies, more and more, to provide publications of permanent reference value, and while they may have the members who will do the job (as a labour of love), it is obvious that they are not going to make the effort if it is to be attended by unreasonable financial loss. A Society can and should only embark on publication if it feels it can calculate on the support of a

PHILATELY FROM AUSTRALIA

certain proportion of its own members. At the moment, in many large Societies, this is literally impossible. Many members, for instance, who will not think twice of paying £5 for a single stamp, will hesitate to spend 10/- on literature – that is if they think about purchasing it at all.

What we would like to see is a broader and more generous outlook on the part of the average member of our larger Societies. In Philately one can learn something new by reading almost anything – irrespective of one's own collecting interests. In this respect the writer, if he is sure of nothing else, is certain of this – that *wide* philatelic reading is the finest possible tonic for one's own field of collecting, however restricted that be. It is, of course, a modern tendency not to look for more than the minimum amount of work and to many reading apparently means hard work.

However, if the collector aims in the smallest measure at the cultivation of a balanced individual judgment, reading is more than desirable – it is essential.

So to Society members the world over we would say this:

When your Society embarks on a project intended to permanently benefit the hobby, don't be in too much hurry to say "I'm not interested". You *may* be, and you may assist your Society at the same time.

Whatever the project – an exhibition, the gathering of a library, the publication of a book or journal or what not, it deserves serious consideration from YOU as a member, before deciding that it is no responsibility of yours.

If membership of your Society has been of benefit to you, has, in fact, made you a happier man or woman, this should not be asking too much. – J.R.W.P.

TWO AUSTRALIAN EXHIBITIONS

Two philatelic exhibitions of differing types will be held in Australia within the next few months. The first, a non-competitive function, is the Gold Centenary Philatelic Exhibition, organized by the Bendigo Philatelic Society for July 2 to 4 next, at Bendigo.

This exhibition will open on the day of issue of the two stamps commemorating respectively the discovery of gold in payable quantities in Australia and the centenary of the State of Victoria.

Over the period August 22 to 25, the South Australian Philatelic Advisory Council is staging the State Jubilee Stamp Exhibition in Adelaide. This second function is being conducted on a State basis, entries in the competitive classes being limited to residents of South Australia.

Both these functions should do a great deal to further general interest in stamp collecting and for this reason alone they are deserving of the support of philatelists generally. It is to be hoped that philatelists will attend both functions in strength, even though considerable travelling may be involved. These exhibitions are part of the development of philately in Australia and their success will contribute materially to the future of our hobby.

The Trail



of Commonwealth

Conducted by C. E. NORDEN

Mr A. W. ROWNTREE

Mr Rowntree has sent me a number of "notes" and also a comprehensive study of the 1½d. George V issues which he hopes to publish in book form at a later date. The "notes", which deal with various George V and George VI issues, prove that Mr Rowntree is a true student of philately.

Two of Mr Rowntree's findings are published below and readers should take particular notice of the one dealing with the "Substitutions" which is undoubtedly one of the most important made for many a year and on which he is to be sincerely congratulated on his observation and ingenuity.

SUBSTITUTED BLOCK OF SEVEN CLICHES IN GEO V 1½d. DIE I.

THE STORY OF A DISCOVERY

In July 1950 a suggestion was made to me by Mr H. E. Gott that I had erroneously positioned certain stamps with constant flaws as coming from Electro X. I had already been puzzled by the fact that these stamps alone, out of some 37 identifiable as coming from the right pane of this electro, were also to be found in the red-brown and green printings. As I then held two right panes, and a large block from Electro X, all of which showed the stamps in question, I immediately replied to Mr Gott enquiring where he had seen the sheet with these stamps in other positions. He replied at once sending me some small positioned blocks which he had purchased from Messrs Whitfield King of Ipswich. Mr Whitfield King proved to be most helpful and sent me on request his entire remaining stock of the 1½d. Die I stamps. Although the sheets were badly broken up I was amazingly fortunate in being able to extract a complete block of more than thirty stamps printed from Electro XIV (right pane) which showed the mystery items not in the two top rows (here they occur in Electro X) but in the fifth and sixth rows, a block of no less than seven cliches having been cut from Electro X and later inserted in this new position in Electro XIV !!!

I believe this discovery to be unique in the history of the production of Australian stamps, as never before has it been suggested that such trouble would be

PHILATELY FROM AUSTRALIA

taken as to substitute so large a block in a damaged electro. Moreover it is extraordinary that one of the most flawed of all electros should be chosen as the source of this block, and that five of the seven cliches should be identifiable by constant flaws, both before and after their use for substitution.

Electro X was first employed in the "upper right" printing position for purple-brown printings in February 1920, continuing in use for some six months until August 1920, its later printings being in the russet-brown inks. Stamps printed from it can be found on single and multiple watermarked papers in both of these shades. This electro is especially interesting for two other reasons: it contains in its right pane more constant flaws than are to be found in any other single pane I have yet seen (even in the so-called "damaged plates") and itself contains a single substituted cliche which was inserted in position 16 during the last weeks of its life to replace a cliche with a badly damaged corner.

Electro XIV was in use in the "lower right" printing position from early in August 1920 until February 1924, and printings were made in *russet-brown* on both watermarked papers, and also in *red-brown* and *green*. At some time prior to July 1921 (the earliest dates of four of my "substituted cliches" are July (2) and August (2) 1921) an area of seven impressions comprising Nos. 1 to 3 and 7 to 10 of the right pane were cut from the *discarded* Electro X and used to replace Nos. 25 to 27 and 31 to 34 of the right pane of Electro XIV. The original damage which necessitated this substitution is *unknown*, and it is most improbable that any sheets were printed showing it, nevertheless further light on this extraordinary occurrence may be forthcoming if any sheets from the earlier printings of Electro XIV can be found.

In the later printings in *green* inks the "substituted cliches" show considerable signs of wear, No. 25 taking on a final appearance reminiscent of the last stages of the substituted cliches in the 1d. Geo. V. In this stamp (No. 25) the side frames are very uneven and blurred, all four corners are rounded, and the top of Crown is worn down to a small nob. Most of the other cliches show similar signs of wear but not to the same extent as No. 25.

THE TWO-PENCE "GUM-TREE"

In examining some 2700 used copies of the watermarked stamp, and subsequently inspecting some ten sheets on watermarked and one on unwatermarked paper, I was interested in certain findings which I do not believe have previously been made known.

Shades

Three shades exist in the watermarked issue (all are apparently equally common), one shows a bluer and the other a redder tint than the intermediate shade of mauve. As the bluer tint is that of the unwatermarked issue it is probable that the earlier printings contained more red pigment in the ink than the later.

Flaws

Apart from hair lines, which do not appear with great frequency and of whose

THE TRAIL OF COMMONWEALTH

philatelic interest I am somewhat doubtful, the following "constants" appear on watermarked paper:

Re-entry

No. 26 of the left pane of one sheet shows a clear, though minor, re-entry which affects the letters PO and TAG, the left end of the POSTAGE tablet, and the bottom of the right border. The tablet shows duplication to the left, P, O, T and A all have small evidences of the original impression in the top right portion of each letter, while the "G" shows the duplication at the extreme right end of its lower member. The white border, which extends at the right from the top of the stamp and curves out to the margin near the bottom, is cut by a line of colour just before it joins the margin.

Scratches

The sheet which bears the re-entry shows almost identical scratches on Nos. 42 and 47 of the right pane. The flaw is almost horizontal, sloping slightly from left to right, over the letters TRA. In both cases there is a smaller scratch higher up, but this is usually removed, excepting in badly centered copies, by the perforations; it is only by this second scratch that the two flaws can be separated, in No. 42 the upper scratch is about $\frac{3}{4}$ mm. above the lower one, while in No. 47 it is just over 1 mm. higher.

Marginal Blots

These occur on more than one stamp. Rosenblum refers to one to be found on left pane imprint blocks between Nos. 65 and 66 (as all imprints had been removed from those sheets seen I was unable to check this), another was present on all sheets examined between Nos. 79 and 80, approximately one-quarter of the way down the margin only, appearing on No. 79, in well-centered copies.

Weak Entry

I was unable to locate the weak entry recorded in the August *ASM* as left pane No. 42, but found it in used condition. The weakness appears only to affect the shading at the right of the POSTAGE tablet and to a lesser extent within the tablet itself. It is however quite noticeable and distinct.

Comments

I was interested to find that the three most noticeable flaws (re-entry and scratches) appear to have existed from the *first* issue of this stamp. The re-entry turned up with a frequency of one in 450 and the scratches once in 540, indicating the use of a master-plate with a total of 320 units, since the re-entry could only have originated on the master-plate.

I was disappointed in being able to examine only one sheet on unwatermarked paper, but as all of the ten seen on watermarked paper showed both the re-entry and the TRA scratches while that on unwatermarked paper did not, I am left

PHILATELY FROM AUSTRALIA

wondering whether I have *both* halves of the master-plate covered or whether a new master-plate is now in use.

MAKEREADY

When stamps are printed the use of Makeready plays an important part and it is essential that philatelic students should have an intimate knowledge Why, When and How it is applied.

I have therefore asked Mr J. Gartner to write a few words on the subject. Why Mr Gartner? For two reasons: First he has the technical knowledge (he is the Managing Director of The Hawthorn Press, a well known Melbourne printing firm, which is responsible for the production of *Philately from Australia*), and secondly he is a keen Philatelist who, by the way, received a silver medal at our recent Exhibition for his exhibit of Australian States:

There appears to be considerable confusion as to the exact importance of "makeready" in the production of postage stamps and the part played by the printer in the creation of so-called errors or flaws.

Printing plates consist of various gradations of tone and these tones have different resistances between themselves and the paper. The art of "makeready" is that of applying the required pressures to produce the correct result from these variations in tone. This is accomplished by the application of these pressures by hand or by a mechanical substance to the cylinder of the machine.

Of equal importance to "makeready" is the choice of correct colour and the adjustment of supply to the inking rollers of the machine. This ensures that the right amount of ink is applied to the plate for each printing. There is also need for constant oversight during the course of the run to make certain that the colour does not vary, that the plates are not wearing, and many other factors.

This, then, is a very brief outline of the purposes of "makeready". In the next issue a further note will give more or less complete details of "makeready", together with details of printing from the production of the plate to the final piece.

CONVERSATION PIECES

By HAROLD THIRKELL

No. 7 — Feminine Intrusion

"That woman," said Mr Gauge, impatiently searching the table for his tweezers, "has been in here again! Tidying up!"

"Well," said Mr Hinge, "seeing she's merely a charlady, you can tick her off. With a wife you'd have to grin and bear it."

"Let us," said Mr Gauge solemnly, "converse on the place of women in philately."

"As bachelors," objected Mr Hinge, "I doubt if we have jurisdiction."

CONVERSATION PIECES

"On the contrary," said Mr Gauge, "we can be the more impartial."

"I think we may say," he began, "that when a woman embraces philately . . ."

"Nice word, 'embraces!'" interrupted Mr Hinge.

"When a woman takes collecting seriously," substituted Mr Gauge with dignity, "she is fully as efficient as any man. But there's no gainsaying that the proportion of women philatelists is comparatively small. It's still preponderantly a man's hobby."

"Which strikes me as rather curious," said Mr Hinge, "considering the delicacy of a postage stamp. One would imagine them rather the playthings of a woman's dainty fingers than a man's uncouth paws. Stamps have colour, beauty, romance, all attributes to appeal to woman."

"What an old-fashioned chap you are," said Mr Gauge, "still clinging to the fallacy that the female sex is the more sensitive and romantic! Hasn't anyone told you that man is the beauty-lover, the idealist, the poet?"

"I prefer to cherish my illusions," said Mr Hinge shortly.

"Apparently," continued Mr Gauge, "the collector instinct is more inherent in the male than the female. And then there is the money side. A sincere collector does not count the cost too carefully. He likes value for his money, of course, but not necessarily in pounds, shillings and pence. The joy of acquisition, the pride of possession, are a large part of his reward. Women, on the other hand, invest for cash dividends, or spend on solid and durable objects."

"Such as dress?" interposed Mr Hinge.

"Spending money on dress," replied Mr Gauge, "has nothing whatever to do with collecting. It's a reaction to a biological urge."

"I wonder if I know what you mean," remarked Mr Hinge.

"When I was seventeen," he went on thoughtfully, "I was very nearly lost to philately. Stamps found themselves in violent competition with the charms of young women, and . . . well, you know how it is. Happily in my case the urges were equally strong, and I achieved a compromise."

"And you've been compromising ever since," said Mr Gauge, "until about three months ago, when you had to admit that you were past the age for it."

"I have *not* admitted it," said Mr Hinge. "But, to return to my argument, I fancy woman is actually philately's most dangerous enemy. It's a commonplace that a large proportion of schoolboy collectors drop out of the game in their teens, and I can tell you why in one word — Girls!"

"Yet I've known many women who encourage and help their husbands in collecting," objected Mr Gauge.

"You're confusing 'girls' and 'wives'," said Mr Hinge. "The unattached young female's purpose in life is to allure, and she won't tolerate any counter-attractions. The married woman, with her fish hooked, is only concerned with holding him. If he shows signs of wriggling, she distracts his attention by encouraging him to take up some nice safe hobby, like philately. But some women, you know, are desperately jealous of their husbands' stamps. I know one poor fellow not game to bring a stamp into the house. He keeps his collection at the office."

"I decided that it's unwise," said Mr Gauge, "to allow philately to intrude

PHILATELY FROM AUSTRALIA

during business hours when I overheard one of our travellers saying, "Don't go near the old goat just now, he's busy playing with his stamps."

"So you're not proud of being known as a philatelist?" quizzed Mr Hinge.

"Among philatelists and people of discernment," said Mr Gauge, "yes! Among the philistines, no! It's regrettably true that many so-called hard-headed business men regard stamp collecting as a form of imbecility. I feel that I cannot afford to be considered by them as anything but completely sane."

"On the contrary," said Mr Hinge, "why not let them take you for feeble-minded? It could put them off their guard long enough for you to do them in the eye. Incidentally, what has this to do with women in philately?"

"Nothing whatever," said Mr Gauge, "and it's time we were off to the meeting."

"Where," added Mr Hinge gaily, "if we have any luck, we'll find one or two charming feminine intruders . . . I hope!"

NOTES ON PAPERMAKERS' WATERMARKS ASSOCIATED WITH AUSTRALIAN STAMPS

These are based in the main on the collection of the writer. They exclude certain varieties which have been recorded in published monographs and are no doubt widely known

By R. W. T. LEES-JONES, F.R.P.S.L.

R. W. T. Lees-Jones (known to his friends as Dick) has been well known, over a long period, to collectors of Canada, in which country he has done many fine pieces of research and of which his collection is certainly outstanding in Great Britain. His efforts in the subject at hand are not so well known, but it can safely be said that they are of the same order of importance, at least as far as the collector of classic Australians is concerned. Dick, as those of us who have the pleasure of his acquaintance can testify, is a modest person, a view which is also borne out by his use of the description "Notes" in relation to discoveries of the very first order of research.

FIJI:

For general list see studies of J. R. W. Purves. In addition, I can record a late issue variety, viz.:

Postage Due. 1917. Laid paper.

The writer has three copies, two showing scroll work which, if completed, would show the emblem for the size of sheet used, and the other copy showing

NOTES ON PAPERMAKERS' WATERMARKS

in plain Roman capitals two complete letters "DA", size 20 mm.

Context of these letters is unknown and more material is necessary to form an idea of reconstruction.

NEW SOUTH WALES

(A) "Sydney Views" — 1d., 2d., 3d.

Papermakers' watermarks occur on the *laid* paper prints. That means that the 1d. varieties occur on Plate 2, and the 2d. in Plates IV and V printings. The 3d. (one plate only) is also found with these watermarks.

The watermarked paper used was of foolscap size, i.e., $16\frac{1}{4}$ in x $12\frac{7}{8}$ in. Now foolscap has its own device to denote the size of the sheet, and the device or emblem in general use is Britannia seated on a throne within a Garter border surmounted at the top by a Crown. In the sheet of foolscap *also* occurred the papermaker's name and the name and device are centred in the middle of their *respective* half panes.

Up to the present the following papermakers' names have been proved by copies in the collection, viz.:

(a) T. H. SAUNDERS in Roman capitals, $11\frac{1}{2}$ mm. high.

1847

(b) STACEY WISE
RUSH MILLS.

The *Saunders* watermarks are the commoner of the two. An analysis of the copies examined may be of interest:

	With Name	With Date	With Emblem
1d.	3	3 (incl. pair)	11 (2 pairs)
2d. P. IV	4 (2 pairs)	3	9 (pair and strip 3)
V	6	1	2
3d.	2 (pair)	—	5

Stacey Wise: 2 copies each of the 2d. from Plates IV and V respectively, showing letters, have been found. Finally, a copy of the 2d. recently came to hand showing the following:

(c) "RT." from Plate IV (Roman letters), i.e., a small R followed by a larger T, these letters being 12 and 15 mm. high respectively. At the moment I am not even able to guess at the context for these letters.

(B) Registered Stamp of 1859.

Mr R. B. Yardley wrote the chapter on this stamp for the Basset Hull book and he recorded two papermakers' watermarks, viz.:

1. T. H. SAUNDERS

185

PHILATELY FROM AUSTRALIA

This watermark occurs in Roman type capitals, 12 mm. high.

2. The words NEW SOUTH WALES in large double-lined plain block letters, 22 and 18 mm. high.

In addition, he recorded three copies unplaced, one showing the letter G, another EB, and the third the figures 18.

An examination of many hundreds by the writer has produced some sixty or so copies of this stamp showing portions of a papermaker's watermark. Of these, four only are of Yardley's type 1, viz., "Saunders" and date, whilst the balance are of Yardley's type 2, and give a full and complete reconstruction, positioning Mr Yardley's copies, and locating all those requiring another context.

The *final* reconstruction is as under:

NEW SOUTH WALES
GOVERNMENT
DEBENTURE
1858

At one time, after examining a large selection of early N.S.W. stationery, a third possibility presented itself. This selection contained one sheet of note paper which showed the trade-mark of

WEBSTER.

but this possibly was excluded as the result set out above was reached.

NEW ZEALAND

For full list of watermarks see *New Zealand Handbook*.

QUEENSLAND

1879. Perf. 12. 6d. Pale Emerald Green.

Watermark: A. PIRIE & SONS. (Roman capitals).

SAMOA

See *Samoa* by R. B. Yardley — the monograph published by The Royal Philatelic Society, London.

TASMANIA

1856 (Nov.), No Watermark, "Pelure" Paper, Imperf.

One value only: 1d. deep red-brown. Printed by H. & C. Best of Hobart.

Two copies with a watermark are in the collection, and one other copy (not seen by me) with watermark has been recorded. The copies in the collection show:

"AT" and "185"

NOTES ON PAPERMAKERS' WATERMARKS

The unseen copy was recorded as showing TM (Roman type). The size of both letters and figures are 16 mm. These facts point to the watermark being

J. WHATMAN
185

WEST AUSTRALIA

1864. Perf. 13.

Printed by Messrs De La Rue from the Perkins Bacon plates.

Values: 1d. and 6d.

Watermark: T. H. SAUNDERS
1863

Type: Double-lined Roman capitals. The capital letters being 15 mm. high, the small letter 12 mm. high, and the figures 14 mm. high.

To supplement the *true* papermakers' watermarks, a further study can be made of Australian stamps which show a watermark of letters which normally come in the gutter margins, due in the main to the incorrect registration of the sheet when printing, thereby giving the stamps a "letters" watermark.

In the section of the collection formed on these lines there is a strip from the bottom of the sheet (with gutter margin below) of the South Australia 9d. of 1901-2, S.G. 146, the normal watermark being a crown over S.A. This strip of stamps shows a watermark (extending over the whole strip) in large capitals — "SOUTH AUSTRALIA". A host of other examples (e.g., in New South Wales and Victoria, etc.) can be got together. Stamps normally printed on "star" paper are occasionally met, for instance, showing part of the word POSTAGE in lieu of the star, or parts thereof.

ANPEX

MOST SUCCESSFUL OF AUSTRALIAN EXHIBITIONS

The catalogue of "Anpex", finely printed and produced (111 pp.), contains a veritable mine of articles, information and descriptions and is a splendid and permanent record of Australian Philately. Ideal as a gift to a stamp collecting friend, if you already have a copy yourself.

A small residue of the printing remains available, at 3/- per copy, post free. Apply, with remittance, to H. T. Tobin, Esq., 6 Manning Road, East Malvern, Melbourne.

ROYAL AUSTRALIAN AIR FORCE POSTAL SERVICE

By HARRY S. PORTER, F.R.P.S.L.

(Continued from September number)

PART II.

We now come to a consideration of the R.A.A.F. Postal Service proper. The decision to form this organisation was apparently come to in 1941 and the nucleus was a band of seven experienced officers from the Post Office, who went through a short course in Air Force procedure and were then commissioned and given the task of improving the speed and certainty of the mails between members of the R.A.A.F. (many scattered over the globe) and their belongings in Australia.

The first R.A.A.F. BASE POST OFFICE was set up in a garage in Latrobe Street, Melbourne, about September 1941, but I have not been able to discover that any date-stamp was in use thereat prior to February 1942.

For ease of reference, it would seem best to give the main information regarding the Base Post Offices in tabular form, the following remarks being given in explanation thereof. In the case of some of these in forward areas, details of the early Postal History will be noted subsequently.

In the first column of the Table is given the number of the Postal Unit, and it will be seen that the lowest is No. 3, whereas the first date-stamps used bore the inscription "R.A.A.F.P.P.No. 1 (in the case of Melbourne) and No. 2 for Sydney. I have heard that this renumbering was done in March 1943 to conform with the numbering of the R.A.A.F. Commands to which each Postal Unit was attached.

Two other R.A.A.F. BASE P.O.'s (which will be dealt with later) are not included in the Table, these being the BASE P.O. in London (No. 4) and that at Cairo (No. 5). These numberings are most confusing and care must be taken to distinguish between the number of the Postal Unit and the number on the date-stamp, which not infrequently conflict.

Each of the Postal Units serving forward areas, in addition to its Base P.O., had a number of Post Offices, operated by detachments, located to meet the needs of the situation. These were designated by a complicated system of numbering. As time went on, the date-stamp with the word BASE thereon disappeared in forward areas or even never appeared. From its inception, TOWNSVILLE BASE P.O. had a date-stamp (Fig. V) which embodied the number "71"; contrariwise, MOROTAI BASE P.O., the last to come into existence, used a date-stamp (Fig. Y) with the lettering No. 11 BASE thereon. It is therefore impossible to generalize, and all that can be done is to record the various date-stamps used.

PLATE 2



R



S



T



U



V



W



X



Y



Z



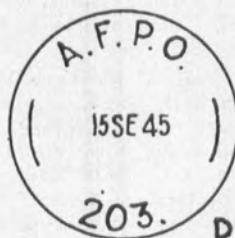
AA



BB



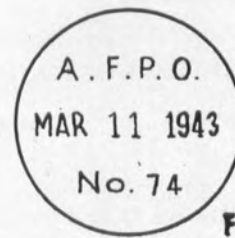
CC



DD



EE



FF

PHILATELY FROM AUSTRALIA

With regard to Registration Labels, contrary to the rule laid down in Part I, these are almost invariably printed in red and only exceptions from this are noted. All Base P.O.'s had printed labels, but the subsidiary offices often used a rubber stamp, which was generally applied in purple ink – a number never reached the dignity of labels. These rubber stamps are of a number of types and sizes, but no effort is made at classification.

The majority of Registration Labels are of types used in the civilian Post Offices, but one illustrated under Type GG is peculiar to the Air Force. The numbering thereon appears in figures of varied sizes, and I have been told that this can be accounted for because it was done by Air Force personnel in Melbourne with hand machines. It is common to find on Registration Labels from Air Force Post Offices a letter in manuscript inserted before the numbers. It would seem that this was ordered to be done to distinguish between one series of labels and another having the same numbers repeated. This practice may account for a curious sub-type, illustrated in Fig. HH, where a letter "A" appears instead of the "R" for Registration. In this series only the letters A and B are known and they may have been produced under a misunderstanding of the same instruction which caused the manuscript letters to be inserted – the intention being that the letters A and B should appear at the commencement of the space for the numbers and not in substitution for the letter "R".

The labels of Type GG are sometimes perforated (pf) and sometimes roulette (rl).

Postal Unit

No.	Location	Opened	Disbanded	Remarks
3.	Melbourne	Sept./41?	?/1/46	Earliest d/s (23/2/42) reads R.A.A.F. BASE P.O. No. 1 (Type R). Later Type U. R labels Type GG (pf & rl), HH (letters A & B) and K (on Townsville labels).
4.	Sydney	15/5/43	19/1/46	D/s as Type R, later Type U. R labels Type GG (pf & rl).
5.	Brisbane	20/5/43	20/1/46	D/s Type T and later Type U. R labels Type GG (rl) and K.
6.	Townsville	29/9/42	18/1/46	For details see AIR FORCE P.O. No. 71.
7.	Port Moresby later Finschaffen	13/2/42	July/46	D/s first used Type X followed by Type W but inscribed No. 6. From December/42 used d/s No. 74 and later No. 236. R rubber stamp with R.A.A.F. PORT MORESBY used until Feb./43 then see No. 74.
8.	Darwin Area	Feb./42?	21/2/46	Until Feb./42 see Part I. Earliest d/s Type W (29/4/42) R labels GG (pf & rl) and K.
9.	Perth	6/6/43	27/12/45	D/s first supplied said to have read R.A.A.F./P.O. UNIT 5 but erased to read as Fig. S by 30/6/43, later Type T. R labels Type GG (pf. & rl).
10.	Adelaide	?	?	D/s Type T. R labels Type GG (pf & rl).
11.	Morotai (East Indies)	1/11/44	Early/49	D/s Type Y used until after war, then Type Z substituted.

R R.A.A.F. ADELAIDE
19

GG

R.A.A.F. BASE P.O. No 5
3-MY43
M.E.

A R.A.A.F. MELBOURNE
4355

HH

HOME DEPOT-R.E.P.S.
27 AP 41
7

KK

R.A.A.F. BASE P.O.
27 MAY. 1942
LONDON

LL

R.A.A.F. BASE P.O. No 4
10AP42
ENGLAND

MM

R.A.A.F. BASE P.O. No 4
1.-PM 4 'JU 43
ENGLAND

NN

R.A.A.F.
BASE P.O. No 4
5. — PM
26 OCT 43

**ON ACTIVE SERVICE
ROYAL AUSTRALIAN AIR FORCE
CONCESSION POSTAL RATE**

R.A.A.F.
BASE P.O. No 4
5. — PM
26 OCT 43

**ON ACTIVE SERVICE
ROYAL AUSTRALIAN AIR FORCE
CONCESSION POSTAL RATE**

R.V.I.C.E.
R.F.O.R.C.E.
L.R.A.T.E.

R.A.A.F.
BASE P.O. No 4
1. — PM
10 FEB 44

**ON ACTIVE SERVICE
ROYAL AUSTRALIAN AIR FORCE
CONCESSION POSTAL RATE**

R.A.A.F.
BASE P.O. No 4
1. — PM
10 FEB 44

P-P

ADVISE R.A.A.F.
BASE P.O. PROMPTLY
OF EACH CHANGE
OF ADDRESS

R.A.A.F.
BASE P.O. No 4
4. — PM
11 MAY 45

IF UNDELIVERED
IN SEVEN DAYS
RETURN TO R.A.A.F.
BASE POST OFFICE

Q Q

PHILATELY FROM AUSTRALIA

BASE POST OFFICE, PORT MORESBY (PAPUA). An Air Force Squadron was stationed here from November 1939 and it is interesting, from the study of covers, to see how the control of correspondence was tightened gradually. Until May 1940, the Squadron's rubber stamp appears on the face of the cover, to prove eligibility for service rate of postage; but in June a censor mark was necessary and a type with the lettering in a diamond was used, to be soon superseded by one with an oval frame which persisted throughout the war. The oval Censor Stamp in use at Moresby was No. 142 and it became more and more affected by its residence in the tropics until an almost unreadable smudge was replaced by another number early in 1943.

Until the Civil Administration ceased to function on 14 February 1942, the Air Force mail was franked by Papuan stamps, received the date-stamp of the civil Post Office and was forwarded by civil channels.

According to the Air Force Records, R.A.A.F. BASE P.O. at Moresby opened on 13 February 1942, so was just in time to prevent an hiatus. The earliest mark I have seen was a rubber date-stamp applied on 9/3/42 (Type X) and it was not until 29/4/42 that a steel date-stamp (Type W but inscribed No. 6) came into use. Most covers examined of this period are stampless and endorsed NO STAMP AVAILABLE ON ACTIVE SERVICE. However, some have Papuan stamps, these being gradually superseded by Australian — the earliest example I know of the use of the latter in Papua being 21 March. From then onwards the excuse about no stamps did not work in the Air Force for Air Mail. The occasional use of Papuan stamps by the troops persisted until at least October 1942 when an Army friend from there wrote: "Of late there has been issued a Censorship Regulation stating: 'The use of Papuan stamps is not permitted'. The joke is that the Postal Units have not been notified and, in consequence, if you took a parcel to them they put the forbidden stamps on it!" At one Army P.O. in August the only stamps they had to make up the 3d. Air Mail rate was a 2d. Papuan and a 1d. Australian. The first cover I saw with this combination I considered "philatelic", but afterwards I encountered a number of others sent by and to "un-stamp conscious" folk — so it must have been a case of *force majeure*.

Although such care was taken to safeguard security, as far as the date-stamps were concerned, the R.A.A.F. Postal Unit used a rubber registration stamp with the inscription in clear, R.A.A.F. PORT MORESBY, and I have seen examples of its use over the period June 1942 to February 1943. This bridged the gap over the disappearance of the date-stamp inscribed R.A.A.F.P.O. UNIT No. 6 (last seen by me at end of December 1942) and the appearance of one reading A.F.P.O. No. 74 (Type AA) early in 1943, thus establishing the succession.

With the disappearance of date-stamps indicating BASE P.O.'s outside those on the Australian mainland, the movement of such Post Offices in forward areas became non-apparent. While the Air Force P.O. at Port Moresby continued to function and to use the date-stamp No. 74, the Base P.O. and Headquarters of R.A.A.F. Postal Unit No. 6 moved, on the tide of victory, to Finschhafen, which continued to use date-stamp 236.

(To be continued)

THE "TOWN NAME AND DATE" CANCELLATIONS FOUND ON THE PICTORIAL STAMPS OF TASMANIA (1900-1912)

By J. R. W. PURVES, F.R.P.S.L.

(In collaboration with K. E. Lancaster)

and with sincere acknowledgment to T. E. Petterd (Hobart), V. J. Colbeck (Hobart), L. C. Viney (Launceston), the "Records" section of the Central, Victorian and Tasmanian administrations of the P.M.G.'s Department and others, for most helpful assistance.

(Continued from December number)

SEYMOUR	A	Type 1 (with TAS:).	R
SHANNON	R, later A, later R	Type 1 (with circle stops). Office opened in 2nd half of 1902; closed 31/10/12.	RR
<i>Sheepwash</i>	R	Office opened 18/3/12.	
SHEFFIELD	O	Type 1 (with stops); also Type 2 (earliest found August 1908).	
SHIPWRIGHT'S POINT	A	Type 1 (with star).	
SIDMOUTH	A	Type 1 (with TAS:).	
SISTERS CREEK	A	Type 1.	
SMITHTON	O, later SO	Type 1 (with crosses for stops).	
SNAKE PLAINS	A	Type 1 (with star).	
SNUG-RIVER	A	Type 1 (with TAS:). Listed as "Snug" from 1909.	
SOMERSET-CAM	A	Type 1 (with TAS:). Listed as "Somerset" (which is on the Cam River).	
SORELL	O, later SO	Type 1.	
SOUTH-ARM	A	Type 1 (with TAS:).	
SOUTH BRIDGEWATER	A	Type 1 (with TAS:). Listed, prior to 1911, as "Bridgewater South". Office was at railway station.	
SOUTH FRANKLIN	A	Type 1. Opened in 1st half of 1903. Listed as "Franklin South".	
SOUTH LAUNCESTON	A	Type 1. Opened in 2nd half of 1897.	
S. MT. CAMERON	A	Type 1 (with stops).	
SOUTH PRESTON	R, later A	Type 2. Office opened in 2nd half of 1906. Listed as "Preston South".	RRR
SOUTH SPRINGFIELD	A	Type 2 (with crosses for stops). Office opened 1/9/10. Listed as "Springfield South".	RR
SPALFORD	A	Type 1.	
SPRENT	A	Type 1 (with circle stops); also Type 2 (large letters) from about middle 1911. Formerly known as "Castra".	
SPREYTON	A	Type 1. Office was at railway station.	
SPRINGFIELD	A	Type 1 (with TAS:).	
SPRING HILL	A	Type 1 (with TAS:).	
STANLEY	O	Type 1 (with stops); also Type 2 (with crosses for stops) introduced in 1911 (earliest August).	

PHILATELY FROM AUSTRALIA

<i>Stanley River</i>	R	Office opened 1/3/11; closed 30/4/12; in Zeehan area.
STAVERTON	A	Type 1 (with TAS:).
STEPES	A	Type 1 (thinner letters).
STIRLING	A	Type 1 (with crosses). Office opened in 2nd half of 1899; business transferred to Ridgley and Stoodley in 1st half of 1905. RR
STONEHENGE	A	Type 1 (with stops). RR
STONOR	A	Type 1 (with circle stops). Office opened 1/1/1900; listed originally as "Stonor Railway Siding".
STOODLEY	A	Type 1. Office opened 1st half of 1905.
STOWPORT	A	Type 1.
STRAHAN	O	Type 1 (at least four varieties): (i.) with circle stops; (ii.) and (iii.) with stops; (iv.) without stops.
<i>Strahan Wharf</i>	A	Opened in 2nd half of 1902; closed about 1906. Possibly used one of the four cancellers noted under "Strahan".
STRATHBLANE	A	Type 1 (with stops). Opened in 1893; closed early in 1902; re-opened late in 1905.
STRICKLAND	R	Only known with mss. cancellations. Office opened late in 1907; in Ouse area. Cancellations seen are all dated between January 1908 and December 1909; the later ones are in <i>different</i> handwriting, and the earlier ones included the word "Tasmania". RR
SULPHUR CREEK	A	Type 1 (with star). Known with mss. cancellation dated 24/12/12.
SURGES-BAY	A	Type 1 (with TAS:); also Type 2 (1909). Office closed in the 2nd half of 1903; re-opened about 1908; in Geeveston area.
SWANSEA	O, later SO	Type 1.
<i>Talawa</i>	R	Office opened 1/4/1911.
<i>Tanina</i>	R	Office opened 1/11/1910. Was in area of Brighton Junction.
TARANNA	A	Type 2 (earliest date 17/5/10). Previous name was Norfolk Bay (q.v.).
TAROONA	A	Type 2 (earliest May 1907). Office opened in 2nd half of 1906.
TATANA	A	Type 2 (earliest May 1912). Previous name was "Exeter" (q.v.). Both new name and postmark found from 1912. R
TEA TREE	A	Type 1.
TEEPOOKANA	R	Type 1. Opened in 1st half of 1899; closed about 1904. RRR
TEMMA	A	Type 2 (earliest February 1911). Opened in 1910; in Marrawah area. R
THE NEEDLES	A	Type 1. Office was at railway station. R
THE NOOK	A	Type 1. R
THE OAKS	A	Type 1. Also found in early printings with a "Crown Seal" cancellation. Office was at railway station. R
THIRLSTANE	A	Type 1 (with "circle" stops); also Type 2 (earliest March 1909). Opened in 2nd half of 1899; closed in 2nd half of 1903; re-opened in 1st half of 1906.
<i>Thirteen Mile Camp</i>	?	Listed in 1910 only. Was in St. Mary's area.
<i>Tonganah</i>	R	Opened 1/11/12; in Scottsdale area.
<i>Trewalla</i>	R	Opened 12/8/1912.
TRIABUNNA	A	Type 1 (with stops).

TASMANIAN "TOWN NAME AND DATE" CANCELLATIONS

<i>Trowutta</i>	R	Opened 1/2/1912.	
<i>Tuganah</i>	A	Opened in 2nd half of 1899; closed in 1900.	
TULLAH	SO	Type 2 (large letters); earliest March 1911. Previously called "Mount Farrell" (q.v.) until 1910.	
TUNBRIDGE	A	Type 1. Office at railway station.	
TUNNACK	A	Type 1 (with TAS:).	
TUNNEL	A	Type 1 (with circle stops). Listed at "Tunnel Station" to 1912, then (1913) called "Tunnel Siding".	
TURNERS-MARSH	A	Type 1 (with TAS:). Office was at railway station. Listed as "Turner's Marsh Station" until 1912.	
TYENNA	A	Type 1 (with circle stops).	
ULVERSTONE	O	Type 1 (with circle stops); also same in blue (Sept. 1911); also Type 1 (with stops) and thicker lettering.	
UNDERWOOD	A	Type 1.	R
UPPER CASTRA	A	Type 1 with words "Upper Castra" and "Tasmania" inverted in relation to one another as "Blythe" and "Huonville" (q.v.). Listed as "Castra Road, Upper".	
UPPER HUON	A	Type 2. Office opened in 2nd half of 1907.	
UPPER TEA TREE	A	Type 1 (with star). Listed as "Tea Tree Upper"; closed about 1911.	
UXBRIDGE	A	Type 1 (large letters).	
VERONA	R	Type 2. Opened in 1st half of 1906.	RR
VICTORIA VALLEY	R, later A	Type 1. Opened in 2nd half of 1902. Listed as "Victoria Val."	
WARATAH	O	Type 1 (with circle stops).	
WARRENTINNA	A	Type 1. Opened 1891; closed in 1st half of 1903; in Branhholm area.	RRR
WATTLE GROVE	A	Type 1 (with star).	
WATTLE GROVE LOWER	R, later A	Type 1; also found, in early printings, with "Crown Seal" cancellation. Opened as Receiving House in 1st half of 1900.	
WATTLE HILL	A	Type 1.	RR
<i>Weetab</i>	R	Office opened 1/10/1912.	
WELDBOROUGH	A	Type 1. Found in blue in 1912.	
WESLEY VALE	A	Type 1 (with circle stops).	
WESTBURY	O	Type 1. Known with mss. cancellation dated 10/5/09.	
WEST DEVONPORT	O	Type 1 (with star); also Type 2 inscribed "WEST D'PORT" from about August 1910; see also "Devonport West".	
WESTERN CREEK	A	Type 1. Opened in 2nd half of 1903.	
WT KENTISH	A	Type 1. Listed as "West Kentish".	
WEST PINE ROAD	A	Type 1 (with circle stops). Listed as "Pine Road West"; closed at end of 1911; re-opened on 10/6/12.	
<i>West Scottsdale</i>	A	Office closed in 2nd half of 1901.	
WESTWOOD	A	Type 1 (with TAS:). Office closed in 2nd half of 1906.	RRR
WHITEFOORD	A	Type 1 (with star).	
WHITEF'D HILLS	A	Type 1. Office at railway station. Listed as "Whitefoord Hills".	
WHITE-HILLS	A	Type 1 (with TAS:).	
WHITE MARK	R, later A	Type 1. Opened in 2nd half of 1902. On Flinders Island; postmark found from 1903 on.	
WHITEMORE	A	Type 2. Opened 1/4/09, the office at "Glenore"	

PHILATELY FROM AUSTRALIA

		having been closed 31/3/09 and transferred to "Whitemore".	
WHYTE RIVER	A	Type 2 (earliest 13/1/08). Opened in 1907; closed 31/10/12; in Waratah area.	
WILLIAMSFORD	A	Type 1 (with TAS:). Found in violet dated 4/3/09. Name until 1/4/1899 was "Deep Lead".	
WILMOT	A	Type 1 (thin letters).	
WILMOT LOWER	A	Type 1. Opened in 2nd half of 1900.	RRR
WINKLEIGH	A	Type 1 (with TAS:).	
<i>Winnaleah</i>	A	Office opened in 1/10/1912.	
WOODBIDGE	A	Type 1 (with circle stops).	
WOODBURY	A	Type 1 (with TAS:). Old name up to July 1897 was "Antill Ponds".	
WOODLANDS	A	Type 1 (with circle stops).	R
WOODSDALE	A	Type 1.	
WOODSTOCK	A	Type 1 (with stops).	
<i>Wybalerna</i>	A	Listed in 1910 only; in Glen Huon area.	
WYENA	A	Type 1 (with star). Office at railway station. Opened in 2nd half of 1899.	
WYNYARD	O	Type 1; also Type 2 (two varieties); the first with large letters (late 1910 on) and the second, with smaller letters, from the end of 1912.	
YOLLA	A	Type 2. Previous name, until 2nd half of 1906, was "Camp Creek" (q.v.); new postmark from 1907.	
YORK PLAINS	A	Type 1 (with circle stops). Listed as "York Plains Station" up to 1909.	
YOUNG TOWN	A	Type 1 (with stops). A Launceston suburb.	
ZEEHAN	O	Type 1 (at least two varieties), one with circle stops and larger "TASMANIA" and the other with smaller "TASMANIA" ("S" is the best test). Type 2 (two varieties), the first from 1905 (earliest is Feb. 1905), and the second from about 1908. In the second the words "ZEEHAN" and "TASMANIA" are closer to the circle line.	
ZEEHAN EAST	A	Type 1. Opened in 2nd half of 1899.	
<i>A "Nameless" Cancellor</i>		Type 2. Probably used as a "Relief" stamp. Only known copies dated Oct. 1910 but office at which used unknown. The top section of cancellation above the date consists of a solid black mass which extends down the side as far as the last "A" of "TASMANIA".	RR

In indicating the rarity of cancellations in the final column, the listing applies only to the most common form of the cancellation used by the office when more than one type of canceller was used.

This concludes our general listing. It only remains, in the final portion of the work, to deal with the many types of cancellations employed by the two biggest towns—Hobart and Launceston—and also some other cancellations which, though met with occasionally, were not in general use.



The Other Side of the Picture



Conducted by J. R. W. PURVES, F.R.P.S.L.

NEW SOUTH WALES

½d. Grey 21/3/1892: Method of Plate and Sheet Make-up

Some time ago I suggested that many of the middle and later issues of this State would well repay study. Probably as a result of the attractions of the Sydney Views, Laureates and Diadems, New South Wales students seem to be fighting shy of studying what is still probably "junk" to many of them. In starting the ball rolling with this note my idea is to stimulate further investigation. Readers will probably remember Mr Norden's interesting study of the first type of Commonwealth Postage Due (see pp. 38-40 of Vol. 1). On p. 38 he described the methods of plate production used. I won't go into this again in detail except to say that throughout the sheet we find that

- (a) a horizontal row of six is repeated;
- (b) a further group of 30 (6 x 5) made up from the row of six is itself itself repeated *four* times.

When in England I purchased a complete sheet of the first ½d. Grey (S.G. 285, etc.) and lo and behold, one finds precisely the same features described above.

In the case of this ½d. the old De La Rue 1d. steel die, with the "1d's" removed and plugs (with "½d.") inserted, was used. The dies for the Postage Dues were *wood blocks* but for this ½d. I dare say that the stamping of 120 lead moulds from the "composite" die may have been attended with some difficulty so that only six moulds were struck, a "master electrotype" of six was made, and thence a *further* "master-electrotype" of 30 (6 x 5), 4 duplications of which, clamped together, formed the printing plate. The "six" characteristics are as follows:

- No. 1: Shows a break in the top frame line about 2 mm. from N.E. corner. In about half of the No. 1's the S. W. corner is slightly "shaved" and there is a swelling in the base of the outer coloured oval line under the HA.
- No. 2: Shows three small hair-lines through the tops of the L, F and P of HALF-PENNY.
- No. 3: Shows a white spot on the white oval line to the right of and just under the N

PHILATELY FROM AUSTRALIA

- of NEW; also two faint, more or less horizontal little hair-lines through the FP; outer right frame line broken opposite the T of POSTAGE.
- No. 4: Has a white spot (sometimes a little blurred) in the hair immediately over the ear; a very fine hair-line joining H to W.
- No. 5: Shows no marked flaw, although in 8 out of 20 examples there is a marked swelling on the base of the coloured outer line under the HA.
- No. 6: About 12 out of 20 copies show a white flaw inside the extreme N.E. corner. This was probably "inked out" on the remaining stamps. The only flaw constant to *all* 6's is a very faint hair-line (in the S.W. portion of the right triangular ornaments) immediately to the right of the O of POSTAGE.

Further flaws (repeating *four times only* in the sheet) are to be found in the "30 group". It would be tedious to set these all out but I describe the most prominent, as follows:

- No. 16: Shows a marked break in the inside of the ornament to the immediate left of the lower right 2.
- No. 19: Shows a more or less vertical hair-line joining E of POSTAGE to Y below.
- No. 29: Shows a prominent flaw in the middle of the neck at its left.

Other flaws of the same character (e.g., hair-lines) occur in only *one* position in the sheet. These are, in this instance, "tertiary".

I hope in succeeding numbers to have some more to say about other New South Wales stamps of this period. These surface-printed stamps may be unpopular, but they still rank high in philatelic interest.

NEW ZEALAND

More about the 1d. and 2d. "Second Side-Faces"

(See Article in Vol. 1, Nos. 3-4)

When in London last year I took the opportunity of going over the Proof Sheets in black of the 1d. (my plates 6 and 7) and 2d. (the "1889" and "1891" plates) at the Royal Philatelic Society, London. Similar proofs are held in the Post Office, Wellington, so that our New Zealand friends can confirm these notes.

Plate Markings: On the 1d. Plate 6 ("1889" plate) "target" markings (a coloured "bull" surrounded by inner and outer circles) are found in the *top* margin over No. 2 top left pane and No. 5 top right pane respectively, and in the *lower* margin, correspondingly, under No. 56 bottom left pane and No. 59 lower right pane. There is a cross (upright) in the *top* margin over No. 6 top left pane, and a second cross (inverted) under No. 55 bottom right pane (and see N.Z. Handbook Part I at p. 118). Plate 7 ("1891" plate) showed *no* plate markings. Neither of the 2d. plates ("1889" or "1891" show plate markings, but I have a mint strip of four 2d.'s. (*Die 2*) from the top of the sheet showing a "target" marking over No. 2 top left pane. This evidence suggests that the 1d. ("1889" plate — "6") was made before the 2d. ("1889" plate), and that it was the *last* for which *this* type of plate marking was employed.

Plate Varieties: (a) *1d. value:*

- (i) *Plate 6:* Here the "*sub-type*" noted by me at p. 125 (spot of colour under PE) is found on Nos. 5, 6, 7 and 8 in the *Top Left Pane*, which confirms its classi-

THE OTHER SIDE OF THE PICTURE

fication as a "sub-type". Nos. 43 and 49 in this pane show extra colour on and over POS which likewise may be a sub-type. In the *bottom left pane* there are three marked flaws, viz.:

No. 22: Which shows a flaw in the top right floral ornament over the G.

No. 28: Which shows a flaw in the shading under the left end of the chin.

No. 60: Which shows numerous flaws on the chin.

There is also a good flaw variety in the *bottom right pane*, on *No. 55*, which shows two white flaws on the cheek to the left of the ear.

- (ii) *Plate 7:* The following "placements" are additional to those previously recorded.

Top Left Pane: Nos. 1, 7, 13, 19 and 31 all show flaws in or about the left frame. My No. (iii) described on p. 126 is one of these (*No. 13*). *No. 16* shows a white flaw to the right of the right base of the Z of ZEALAND and *No. 28* a break in the inner line opposite the top left triangular ornament.

Top Right Pane: No. 19 shows a dent in the base portion of the outer left frame. This is the variety described by me as (ii) on p. 126.

Bottom Right Pane: No. 6: Shows a break in the inner and lower frames at base under the EP. *No. 17* shows flaws in the shading under the neck and under the lower tip of the chignon. *No. 42* shows a flaw in the shading near the convergence of the chin and the neck.

- (b) *2d. Value:* Here *two* points of great interest presented themselves — the first in connection with the "1889" plate and the second in relation to the "1891" plate.

- (i) "*1889*" Plates: On top of p. 128 I wrote of a series of scratch flaws in the 1892 and early 1893 shades which appeared "to extend across adjoining stamps" but which I had *not* met in *later* printings. The reason is now clear — they belonged to the "1889" and *not* to the "1891" plate. Mr K. McNaught has also confirmed this. This further points to the probability, in the case of the 2d., of the so-called "1891" plate not having been put into use until 1892, sometime after the corresponding plate of the 1d. These "scratch" varieties in the 2d. can be met Perf. 10, whereas all the Perf. 10's met in the 1d. are from the "1891" plate. The earliest date, incidentally, that I have with a 2d. "1891" plate variety is May 1892. The proof sheets show that the hair-line "scratches" are met as follows:

Top Right Pane: Nos. 31, 32, 33, 34 and 35 show the *one* series of hair-lines, as follows: 31 (through top of eye), 32 (through R), 33 (through E and middle of head), 34 (through V and lower middle of head), 35 (through other E). In addition to the hair-lines, Nos. 32, 33, 34 and 35 show dents in the left outer frame-line.

Bottom Left Pane (Nos. 35, 36) and *Bottom Right Pane* (Nos. 31, 32): Here is a series of four hair-lines (continuing across the "gutter") in the same horizontal row, as follows: 35 (through W and base of ear), 36 (through nose and base of ear), 31 (through top of ear), and 32 (through chin). The Handbook (p. 120) mentions 35 and 36 but does not record the other varieties. As to whether these "scratch" varieties are a *late* product or whether they appear on the earlier printings from this plate (e.g., on the "Insurance" paper) will be for New Zealand students to determine.

In addition to these "scratch" or "hair-line" varieties there are the following flaws *not* noted previously in the Handbook:

PHILATELY FROM AUSTRALIA

Top Left Pane: No. 7 shows outer left frame-line broken, etc., opposite T of TWO; No. 31, a white flaw on the base of the chignon; No. 51, a break in the lines of the neck left of centre.

Top Right Pane: No. 12 shows three short, more or less vertical "cut" flaws to left of chin; No. 25 shows a white gash over the E of POSTAGE which I have on the issued stamp.

Bottom Left Pane: No. 49 shows a shallow dent in the base frame under the NC.

Bottom Right Pane: Nothing further to report.

- (ii) *1891 Plate:* Here I called attention to the existence of two "sub-types" (p. 128). Sub-type "x" (coloured spot over the head under the left end of the S) I had then been able to trace on 17 stamps in the *top right pane*. The proofs show that this sub-type occurred on 22 stamps in this pane, it being found on Nos. 12, 18, 21, 27 and 32, in addition to the positions previously chronicled. That I had missed some of these is in part due to the light "makeready" employed for some of the earlier printings which did not succeed in always bringing up this "spot". Corroboration of this is supplied by a block of 54 from these positions (with advertisements) recently acquired by me. On this pane a number of the positions, particularly Nos. 17 and 18, only show the "spot" faintly.

Sub-type "Y" (colour on lower left tip of neck): This I guessed (p. 128) should occur 8 to 10 times in the sheet. It actually occurs 11 times, being found on Nos. 50, 51, 52, 53, 54, 55 and 56 (54 has also a white flaw under left end of neck) *in addition* to the positions (46, 47, 48 and 49) previously chronicled as definite. 46 and 47 show *two* patches of colour, one on top of the other, whereas the other positions only show the *one* patch, the *lower*. Some of these positions on the "Advertisement" block referred to show the "sub-type" characteristics only faintly.

The following further additional "placements" have been made for the printings from this plate:

Top Left Pane: Nil.

Top Right Pane: No. 37, white flaw on base of neck at left end; No. 42, Z of ZEALAND thickened.

Bottom Left Pane: No. 1, the "PQ" flaw (my (i) on p. 129); No. 6, top frame squashed down and defective at right end (my (vii) on p. 129); No. 45, base frame broken under C (my (ii) on p. 129); No. 50, white flaw under left end of chin; No. 51, a break in top frame over GE, a continuation downwards of the break on No. 45.

Bottom Right Pane: No. 7 has a fine vertical hair-line behind and just to the right of the ear; No. 16 has a white flaw under and to the right of the V in REVENUE; No. 26 has a white flaw under the second E in the same word.

This practically completes my information to date on the "1889" and "1891" plates of these values, but there are many problems still remaining to be solved in the printings from *earlier* plates. At this stage, alas, large mint pieces of the "middle" issues are almost as hard to come by as "classics" in superb condition, and it is only by locating some of these that we may hope to progress.

THE OTHER SIDE OF THE PICTURE

TASMANIA

(i) *Earliest Australian postmark to date – late 1822*

Considerable interest was aroused at the recent exhibition by the display of a “pre-stamp” cover from the writer’s collection sent from Launceston to Scotland in 1822. The front bears a LAUNCESTON (in lined circle) marking, and on the back is a Glasgow postmark of 26th June, 1823. The letter is dated the 9th November 1822.

Mr L. C. Viney of Launceston has already obtained for me some valuable information from Archival sources regarding the postal arrangements of the time and it is hoped to tell the full story in a later number. Sooner or later other correspondence of a like nature is bound to turn up in the old country, but previously to the discovery of the above my impression is that 1825 was the earliest known Australian (also Tasmanian) marking known, New South Wales coming next with 1829.

(ii) *Pictorial “Town name and date” cancellations*

That indefatigable searcher, Mr T. E. Petterd, has located four more of these, viz., ALONNAH, LOWER BEULAH (see BEULAH LOWER), MURDUNNA and OSTERLY SOUTH. These were all “possibles” and therefore now require capitals and *not* italics in our list. Mr Petterd has not given me the details but I expect the first and third names are in the Commonwealth type (*one* line date) and the other two in the State (*two* line) type. The writer has also located a new variety, viz., MOUNT HICKS LW_R (Commonwealth type). This appears to be a previous cancellation “MOUNT HICKS” with the abbreviation “LW_R” added, since the addition makes the cancellation “lopsided”. My MOUNT HICKS is dated 24/10/08 and the MOUNT HICKS LW_R 19/8/11. BRIDGENORTH has now turned out a good deal commoner than supposed, so much so as not even to merit an “R” ranking.

(iii) *Id. Error of Wmk. Double-lined “2” (S.G. 109)*

I had a short note on this on p. 15 of the last volume. Some of the type concluding the note was taken out and not replaced, and I cannot now recollect what this covered. However, I noted two other fiscally cancelled copies while in London. These were dated 30/7/69 and 2/8/69 respectively, whereas the previous copy mentioned was dated 31/7/69. These facts speak for themselves and also for the modesty of the S.G. “quote” – £10 for a fiscally cancelled copy.

Incidentally, the two genuinely used copies I have seen, one in the Tapling and the other in a Melbourne collection, both bear the same Melbourne “Killer” (a 1 in bars) cancellation.

PHILATELY FROM AUSTRALIA

VICTORIA

(i) *Results of the Writer's Researches into the Issues of 1860-1912*

As his friends know, the writer has been studying all these issues over many years – much longer in fact than he has those of 1850-1860, since, in the 20's, if one was young and interested in Research, it was necessary to seek less popular and less expensive fields.

The story is now very nearly complete and it is proposed to publish the main results – without any of the detailed work pertaining to them – in a series of articles to appear in this Journal. At a later stage it may be possible to set out and illustrate the more detailed work, either in articles or in handbook form. For the moment, however, it will be useful to publish the broad results since they should give, to any person looking for a field of real scope, a very good idea of the philatelic breadth of this particular country.

(ii) *The "Barred Numeral" Cancellations*

This series superseded the "Barred Ovals" early in 1856 and continued in use till the end of 1912 and later. No *new* numeral cancellers were issued after 9 November 1906, but many of those existing continued in use for years to come. The late Mr W. R. Rundell was a pioneer in this field, and so was Mr J. H. Dunn of Melbourne. The writer likewise has been collecting them over many years and was fortunate in purchasing the late Mr Rundell's collection of post-marks (and his extracts from the Postal Archives) from his Executors.

Recently, in collaboration with Mr Dunn and Rev. J. C. W. Brown, further work has been done and interest stimulated, with the idea of eventually (!) producing a book on the subject, which would also cover all the other markings, including the "town names and dates".

The magnitude of such an undertaking – in respect of the numeral portion alone – will be appreciated when one learns that in fifty years (between 1856 and 1906) a total of 2100 numbers were issued and used – starting with 1 and ending with 2100! At the moment only about 1800 of the different numbers are known in collector's hands, although many P.O.'s, the numbers for which have not been found, are represented by "town names and dates". Ghost towns, closed offices, changes of name, different types of numeral, changes of number, errors of cancellation, coloured cancellations – all these are possibilities in a fascinating field.

I will be pleased to hear from collectors seriously interested in this aspect, or from anyone who has bulk material in the commoner Victorian stamps, or knows of assortments of post cards, correspondence, etc., which may help students.

THE 1897 ISSUE OF TONGA

By ERIC W. MANN, F.R.P.S.L.

(Continued from December number)

Perhaps it would not be out of place at this juncture to write a few words on the subject of "touching up" and "retouching". In the authoritative *Glossary of Philatelic Terms* the definition of retouching is to the effect that it must be some alteration or repair to the design effected *after* the plate has been in use. "Touching up", on the other hand, relates to what has been done to the plate *before* it has gone to press. The distinction appears somewhat invidious. In certain cases it is not known nor is it possible to say whether the plate has actually been in use before the "touching up" or "retouching" was effected. To take an example — in the case of 1c. green Brunei, S.G. No. 25 (1949 edition), the stamp printed from a single and not a double composite plate — it is not definitely known whether this plate was also used for the subsequent printing in black on which several retouched varieties can be found, but it is certain that the plate used for the black stamp was also employed for printing the later issue in brown, and on the sheet as printed in brown one additional retouched variety can be found. Thus this latter stamp should be termed a retouched variety, whereas the others which appear in black might conceivably be — according to the definition — merely "touched up" stamps, and yet all the varieties are outwardly entirely similar.

I take the view that whether the variety is on the original plate or whether it is the result of a later operation, the term "touched up" should be given to stamps where lines of the design have been deepened, but in cases where new lines have been added which were not in the original design such varieties should be termed "retouches".

In the case of the Tonga stamps the plate of one value — the 10d. — was almost certainly cleaned and touched up for its last printings, and here again the varieties are in no respect of a different character to the examples which were "touched up" before the plate was in use, and yet they would come under the category of "retouches".

Generally speaking, most of these varieties in the Tonga stamps can only be considered as examples of "touching up" as little more has been done than to strengthen parts of the lines of the background. There are, however, several varieties which can certainly be dignified with the appellation of "retouches".

As regards the numerals of value and the lettering below the main design produced by the pantograph, there are variations here for which it is a little difficult to give an explanation. Why in the 2d. plate are there two types of the numeral? How was the missing fraction bar on No. 20 of the 2½d. sheet inserted (somewhat out of its correct alignment it is true) on the bi-coloured Queen's Head stamps, subsequently to be replaced on the uni-coloured blue stamps by a normal fraction and bar in no ways differing from that on other stamps of the sheet? There is also considerable variation in the 1 of the fraction in certain

PHILATELY FROM AUSTRALIA

parts of the sheet, and again at a later date there is retouching in the value tablet of No. 1 of this denomination. The numerals of both this stamp and the one shilling are found with what may be a retouching by means of the pantograph in the later (Queen's Head) printings.

There are two peculiar stamps with a small "o" in "HOGOFULU" on the 10d. value.

The frame plate varieties (printing plate) come as follows:

2d. *Value:* Touching up occurs on No. 58. It should be noted that all varieties of touching up in all values of these stamps are found in the horizontal lines at the top. A thinner and different shaped 2 on Nos. 2, 4, 5, 18, 34, 44, and 51.

White patch under palm leaves at right on 35. (This variety has only been seen on a late printing but may easily be constant.)

2½d. *Value:* No. 1. The top line at left has been touched up. This variation disappears when plate becomes worn.

No. 20. No Fraction bar to 2½.

No. 52. Small colour "bump" on frame line almost below the "A" of "UA".

No. 60. The "K" of "KOGA" has a serif.

The last two varieties have been termed retouches, but it is much more likely that they are due to accidental causes.

5d. *Value:* Touched up—Nos. 6, 7 and 22.

The deepening of the lines on No. 6 is marked and the stamp attains almost retouch status.

7½d. *Value:* Touched up—Nos. 2, 6 and 7.

Retouched—Nos. 1 and 11.

It is well known that a sheet of the 7½d. value was issued with the *head inverted*. The greater part of the sheet was sold about 1900 to Mr W. H. Peckitt, the well known Strand dealer. Mr R. Roberts, who was working with Mr Peckitt at the time, has kindly provided the following information:

"A certain gentleman who was, I believe, Financial Adviser to King George II, and Postmaster-General, and who held some other official position in the Island, brought over a stock of Tongan stamps to this country. This was bought by W. H. Peckitt and included many of the early surcharges and a very nearly complete sheet of the 7½d. with *inverted head*. A block of two rows or less, probably less, was broken off at the bottom. Although I have no record of the price we sold them at in the beginning and I can only speak from memory, I believe most of them were sold at £7 apiece and some few remaining ones at about £10."

It is one of the inconsistencies of stamp valuation that at the present time (1950) this stamp should be obtainable in London for about £50, whereas the more recent 1/- Jamaica with inverted centre, of which the same number was printed, fetches four times as much, and the American \$2 China in similar condition is valued at little less. The Tonga "invert" was first reported in 1900.

THE 1897 ISSUE OF TONGA

10d. Value: Touched up: Nos. 6 (v. slight), 10 (very slight), 11 (very slight), 13, 16, 27, 32, 36 (slight), 38, 51 and 59.

Nos. 51 and 59 are perhaps sufficiently marked to be termed retouches.

It is in this value that two remarkable varieties occur in the lettering of value. On No. 7 there appear two small letters "o" in "HOGOFULU" and on No. 17 the second "o" is similar in character. The difference in the lettering is quite obvious.

1/- Value: The plate of this value was subject to considerably more touching-up than in the case of the plates of the other values.

Touched-up and retouched: Nos. 32 (v. slight), 36, 37, 38, 39, 48, 49, 50, 51 (v. slight), 52 (v. slight), 54, 58, 59, 60 (slight).

The really important variety and the one to be considered as a major retouch is No. 38, in the case of which stamp nearly all the horizontal lines at the top have been redrawn.

Nos. 36 and 39 come next in importance and may fairly be classed as "retouched" varieties.

The well known variety with "no hyphen" between "E" and "TAHA" is No. 35 on the sheet. This stamp is catalogued and for that reason fetches a price disproportionate to that asked for a copy of No. 38 which is by far the more marked and interesting variety. Such is the power of the catalogue!

It is not intended to describe the various scratches, etc. (naturally in the colour of the stamp) which can be found on these frame plates as they prove nothing and are only of assistance to the no doubt inconsiderable number of philatelists who wish to plate the stamps. Possibly by the aid of these scratches and those on the vignette working plates, and with the retouched stamps, more than fifty per cent of single copies of these stamps can be positioned.

Check List:

2d. with hilt to dagger	— original Vignette I	Early prints—bistre to deep brown bistre and sepia.
2d. without hilt	— modified Vignette I	
2d. without hilt	— Vignette II	
2d. without hilt	— modified Vignette I	Bistre and grey (stated to be an error in colour) — paper less thick
2d. with hilt	— ? Vignette III	Medium print—paler bistre Late print — paper very thick

The paper varies from thick medium to thick, and about 1908 a thin paper was in use.

2½d. Vignette I	— blue and black	} Early prints
" " "	— deeper blue and more intense black	
" " "	— dull blue and black	
" " II	— paler dull blue and grey-black	

PHILATELY FROM AUSTRALIA

- “ “ I – blue and grey-black (thin paper) – plate getting worn
“ “ “ – dark blue (more ultramarine) and rusty black—more worn
“ “ “ – brighter blue and rusty black – worn
5d. Vignette II – at least *two* printings can be separated: the first warm orange, the second in a duller and browner red-orange
7½d. Vignette I – yellow-green and black, deep green and black, possibly *two* printings.
10d. Vignette I – carmine and black, *two* distinct shades. The vignette has often the appearance of a print in *sepia*.
1/- Vignette I – brown and black, dull chocolate and black. There must have been two or more printings, but they are difficult to separate.

Note : In relation to the *number of printings* I fancy that students will find a further check in whether the paper is of *horizontal* mesh (curling from top to bottom) or of *vertical* mesh (curling from side to side). These factors seem to be constant in the one printing and most of the early printings were of the first class mentioned. – J.R.W.P.

THE OVERPRINTED STAMPS

In August 1923 the remainders of the King's Head stamps of the 5d., 7½d., 10d. and 1/- values were overprinted "TWO PENCE", with the Tongan equivalent 19 mm. below, at the *Star* office in Auckland, N.Z. The overprint was set up in type to cover a full sheet and beyond broken letters there are no "type" varieties. The issue was occasioned by a shortage of the 2d. stamps with the Queen's Head – a previous shortage in April 1922 had been met by the re-issue of the remaining stock of the King's Head 2d. stamps, probably from a consignment with the third vignette plate. The *first overprint* to be issued was the 2d. on the 5d. value; this came on issue in October 1923 and was followed about a month later by the other overprinted values.

The chief interest in this issue lies in the fact that the stamps overprinted must necessarily have come mostly from comparatively fresh stock, and in certain instances are distinguishable by shades. Thus the 5d. comes both in the warm orange colour of the early printings with all the vignette markings on the first vertical row of the sheet, and *also* in a drier and duller red-orange with these markings *eliminated*. Neither the 7½d. nor 1/- show very marked differences in appearance to their predecessors, but the 10d. stamp can be found both in its early shade of rose lake and a shade (almost certainly a later production) of a dull lake which gives a more clean-cut appearance to the stamp.

The gum of these overprinted stamps is almost invariably *colourless* or nearly so in contradistinction to the older printings which are usually to some extent affected by climatic conditions.

The numbers issued were on 5d. 28,000, on 7½d. 7920, on 10d. 9300, on 1/- 6180.

THE 1897 ISSUE OF TONGA

The Number of Printings and the Number Printed

The only official information at present available is in the list given by Mr Bassett Hull and reproduced in the Melville handbook on Tonga. This details the numbers of the stamps originally despatched by Messrs. De La Rue & Co. in 1897.

½d.	2000 sheets	120,000 stamps		6d.	500 sheets	30,000 stamps
1d.	2020 "	121,200 "		7½d.	500 "	30,000 "
2d.	996 "	59,760 "		10d.	469 "	28,140 "
2½d.	1992 "	119,520 "		1/-	486 "	29,160 "
3d.	1018 "	61,080 "		2/-	500 "	30,000 "
4d.	500 "	30,000 "		2/6	500 "	30,000 "
5d.	986 "	59,160 "		5/-	500 "	30,000 "

Little comment needs to be made on the above figure although the number of the 2d. value is surprisingly small, and the numbers for the higher shilling values seems large. It was only later, perhaps because of a change in postage rates, that the 2d. value came into such large demand. The figure for the 1/- as compared with the 7½d. and 10d. values seems small. It is improbable that there was any large demand for the 7½d. and 10d. values after the early period, and it should be noted that the 4d., 5d., 7½d., 10d. and 2/- have all now disappeared from the set.

It is believed that a certain number of stamps was used fiscally, but as regards postal use Mr S. E. Nixon is quoted in the *London Philatelist* (December 1924) as writing: "Like many other small island stamps they are more valuable used than in mint condition owing to the paucity of correspondence. The mail steamer calls only once a month." This was written 27 years after the issue had been made and the statement is largely correct as, outside the 1d., 2d. and 2½d., used copies are by no means plentiful.

Since about 1920 the Circular issued by the Crown Agents gives the dates of despatch of the various consignments of Tongan stamps, but it is to be feared that the particulars are not always complete, and in any case there is no mention of the numbers in a parcel or of the numbers sold in London. It is, however, possible to form some sort of an idea as to which values are in most constant use. For instance, between July 1924 and July 1937 there are five consignments reported of the ½d. value; between July 1924 and December 1936, seven consignments of the 1d. (roughly one every two years); of the 2d. (in addition to one despatch in January 1924 in sepia and blue-purple), there were, between October 1926 and September 1937, eight consignments in black and purple or black and blue-purple. Of the 2½d. in blue there were two consignments between April 1933 and October 1936; and of the 3d., three consignments between January 1931 and September 1937. These particulars are not very informative as no numbers are given, but it can probably be taken for granted that there were not more than two consignments of the 10d. and 1/- stamps between 1920 and 1942, possibly two also of the 5d. and 7½d.

If a figure of 30,000 is taken for the original 1897 printing of the 10d., for example, and an amount is deducted of 6000 for the requirements of dealers in

PHILATELY FROM AUSTRALIA

those days, 20,000 added for a second printing of which 10,000 were overprinted, the result appears that 1250 per annum would have been used in the ordinary course of postal business. This does not seem, under the circumstances, an excessively low figure and probably, therefore, one could expect not more than two printings between 1897 and 1920 of the 7½d. and 10d. values; one might perhaps also include the 5d., but almost certainly a larger number of 1/- would have been required although these stamps show surprisingly little variation over the years.

The opinion of a well known dealer was asked on this question of numbers. Very diffidently he ventured the following figures. In 1897 some 7000 of the higher values should have been sold to dealers; in 1920, 20,000 would have been nearer the mark, and today this figure could easily be doubled.

It is to be feared that unless information in this connection proves to be available from the islands, collectors must be satisfied with the deductions which appear to them most likely as it is quite definite that all the De La Rue & Co.'s records were destroyed in the "blitz".

CHAPTER III

THE STAMPS WITH THE HEAD OF QUEEN SALOTE

The King died in April 1918 and was succeeded by his daughter, Salote. This event naturally necessitated the provision of new postage stamps in place of those values which bore the King's head. The Crown Agent's Circular gives the first advice (July-September 1922) of the new issue of the 2½d., 5d., 7½d., 10d. and 1/- values, but does not state when they were despatched. The 2d. value must have been sent out at a considerably earlier date as this stamp was actually issued in April 1920. It appears that the original intention was that the 5d. stamp should be printed in the same colour as the 1d.

The printing plates for the frames were the identical plates which had done service for the King's head stamps and remain unaltered up to date except in the case of the 2d. value for which a new plate was provided somewhere about 1928, and yet another in 1949. Thus all the frame plate varieties can be found in conjunction with both the King's head and Queen's head vignette plates — with two exceptions.

The variety of the 2½d. without fraction bar (No. 24) has been corrected on the bicoloured Queen's head stamp and a bar was introduced which, however, is placed rather too high and somewhat out of alignment. The latter defect was further corrected when the stamp was printed in blue in 1934, and in this issue the fraction and bar are completely normal.

The second correction was to the 1/- stamp (No. 35) where the missing hyphen is provided between the E and TAHA.

(To be continued)

CORRESPONDENCE

The Editor,
Philately from Australia
Dear Sir,

A Tribute to a Former Journal

In my article in the last issue of "Philately from Australia" on the various perforations of the Commonwealth 1d. K.G.V. I set out to demolish the widely held and long established view that the perf. 14 machine (or machines) had been scrapped in February 1928. In doing so I fondly imagined that I was breaking new ground. It came therefore as something of a shock to me to find that in the "Victorian Philatelic Record" for April 1929 there is a record of sheets from the Left Plates, *perf 14*, showing the *corrections* to the "Die 2" flaws, and to the "Penalty" and "Retouched Corner" flaws on III. 23 and 29. In fact, the sheets in this condition had not then been seen by the Editor with *perf. 13½ x 12½*. Further reference to the current use of *perf. 14* on the 1d. value appears in the numbers for July and October of that year. In the number for December 1929 (the periodical was now known as the "Australian Philatelic Record") a visit to the Stamp Printing Branch is described, in the course of which 1d. stamps were *seen* being perforated by the *perf. 14* machine.

All this of course confirms the position taken up in my article, but I feel I should apologize for my failure to make myself familiar with past periodical literature on the subject. My only consolation (a very poor one) is that in failing to do so I am certainly not alone.

A further point is of interest. In the December 1929 number the following editorial note seems to indicate the date of correction of the "Saddle on Emu" flaw, I. 36:

"We learnt, that at present, printings are being made only from the two plates giving us the 'right-hand' sheets — the two 'left-hand' sheet plates being in process of repair. It is therefore likely that the 'saddle on emu's back', 'patch under tablet of value' varieties, etc., will later be found to have been removed."

The "Victorian (or Australian) Philatelic Record" certainly eschewed scissors and paste and concentrated on the publication of original work. It was a severe blow to Commonwealth philately when it was forced out of existence at the end of 1930 by the increasing financial difficulties of those years.

Yours, etc.,

J. C. W. BROWN

REVIEWS

I Francobolli d'Italia. Vol. 1, 10th Edition, 1950. By Guglielmo Oliva, Piazza della Libertà 4, Genoa, Italy. 7½ in. x 5 in., 204 pp.

This work is a specialized priced catalogue of the postal emissions of the Italian States, and includes pre-stamp letters and postal sheets, together with the regular issues. The book is fully descriptive, profusely illustrated, providing illustrations of varieties, bisects, retouches, unusual combinations of stamps, and also differences between the original stamps and their reprints. Lists of the official post offices in each state are also given.

An excellent book, and one that should prove of immense value to any collector of Italian States. — J.H.D.

The Danube Steam Navigation Company. By E. F. Sturt and D. M. Kelly. Published by The American Philatelic Society, P.O. Box 800, State College, Pa., U.S.A. Price, \$2.50.

The enormous resources of the United States have been drawn upon increasingly in almost every sphere of human activity since the end of World War II. It is therefore no surprise to see a big increase in the number of really worth-while philatelic publications emanating from that country. It is moreover good to see that these publications are not limited to subject matter of a purely local interest. The book under review covers a subject that has been dealt with rather scappily and inadequately (in English at any rate) up to now. But with typical

PHILATELY FROM AUSTRALIA

throughness and with all the aids to readability that good printing, good paper and excellent plates have to offer, the authors and their sponsors have produced a really interesting complete and authoritative publication which must have a far wider appeal than the subject matter might appear to indicate. Every aspect of these "locals" has been considered, from the excellent historical introduction, through the study of the stamps themselves, their proofs and forgeries to the very comprehensive section on postal markings.—F.A.L.

The First Hundred Years of United States Historical Postmarks 1787-1887. By Dr C. Chase and R. McP. Cabeen. Published by The American Philatelic Society. Price, \$10.

This truly remarkable and monumental book deals with the postmarks of these portions, i.e., the Territories, of the United States during their pioneering or frontier stages until they attained to Statehood. These postmarks therefore tell the fascinating story of the growth of a nation. The work that the authors have done to produce this 341-page book is quite incredible. Thousands of postmarks are listed, hundreds illustrated, earliest and latest dates known are recorded and comprehensive maps further assist the story. Here indeed is a labour of love for which collectors of United States stamps can only say "Thank You".—F.A.L.

The Stamps of Great Britain; Part One, The Line-Engraved Issues, 1840 to 1853. By J. B. Seymour. 8½ in. x 5½ in., viii, 248 pp. Published by the Royal Philatelic Society, London, 1950. Price £1 (stg.).

The first edition of this standard work on the Penny Black and other G.B. engraved stamps to 1853 was published in 1934 and has been out of print for many years. It is a book which is familiar to every specialist in the subject.

This second edition has been completely rewritten and revised by the author in the light of later research. Unfortunately Mr Seymour died before the edition was published but the book will prove most popular because of the new and extra material included in its pages.

The drawings illustrating the plate varieties and re-entries that are to be found on the

stamps are a special feature of the book. These drawings, of which there are hundreds, were all done by Mr Seymour.

This book requires reading by all interested in the stamps of G.B., and because of the small number printed it must soon be out of print. The book is finely printed, as befits a publication issued by the "Royal".—J.G.

Mercury Stamp Journal. No. 15, October 1950 (pp. 23 plus viii). Published by the Mercury Stamp Company, 522 Fifth Ave., New York 18, N.Y. Edited by Edwin Mueller.

Reference to some of the contents of the above number of this excellent house journal will indicate its quality. An article on the European Classics is written for the specialist collector in search of fresh fields, and two "countries" are treated in detail from this point of view, Alsace-Lorraine and Andorra. This is the beginning of a series to be continued (in roughly alphabetical order) in subsequent numbers. It is clearly the work of an expert in his field, and the same can be said of a very informative general and historical survey of Postal Stationery collecting. The editorial aim however is evidently not only to present facts, but also to provide help and guidance to the collector.

Well printed on good paper this journal is a credit to its parent firm.

Imperial Airways (and Subsidiary Companies). A History and Priced Check List of the Empire Air Mails. Compiled by N. C. Baldwin, with Introduction by H. G. D. Gisburn. 79 pp. Published by Francis J. Field Ltd., Sutton Coldfield, England. Price 7/6 (stg.), \$1.00 (U.S.A.).

This new work presents in summarised form and with the aid of over 150 maps, photographs and illustrations, the aerophilatelic story of the great Imperial Airways organization. It covers every survey, experimental, special and first flight of regular services in the development of air mail routes through and within Europe, Asia, Africa and Australia from the pioneer days of 1924 to 1940. The introductory chapters are followed by four sections of chronological listings, descriptions and priced valuations. As a work of permanent reference it should prove of invaluable assistance to every philatelist interested in the air mail.

PHILATELY FROM AUSTRALIA

Tasmanian Postmarks

For anything you require, write to us. For those starting on this fascinating sideline we can supply 50 different town names (on the 1st and 2nd Pictorial) for 8/-, 100 different for 25/-, or 150 different for 43/-, thereafter 6d. for each new name supplied. We also have the numbered obliterations (Killers) on 1d. and 2d. London Print Pictorials, and the same on 1d. and 2d. De La Rue of 1878.

V.D.L.'s with numbered obliterations and manuscript markings also in stock.

Petterds Stamp Depot

(T. E. Petterd)

HOBART, TASMANIA

R. ROBERTS

PHILATELISTS LTD.

430 STRAND LONDON
(Over 40 Years in London)

All Letters to:

"YQ" ROTHERFIELD, SUSSEX

Good stocks of Papua, N.W.P. and other Pacific Is., G.R.I., W. Aust., S.A., Q'ld., Vic., Tas., N.Z. and A.C. Aust. Commonwealth: A remarkable piece of 2½d. on 2d. Prov. 1940, mint block 4 with White Medal Variety (well clear of overprints).

Only one available, £7 sterling.

Many Mint Blocks of 4 of 1/4 (S.G. (104) 20/-; 2/- (110) 27/-.

A Fine Collection of S. Australia Engraved Issues (Cat. £1750) for sale entire.

NEW ISSUE SERVICE

WHITFIELD KING FOR ALL PHILATELIC SERVICES

NEW ISSUES: The world's oldest established and largest New Issue Service. British Empire, Foreign Thematics.

APPROVALS: More than 1,200 books of British Empire and Foreign old and modern issues are available for inspection.

RESEARCH: Although recent demand has been considerable, we still have many accumulations.

WANT-LISTS: Our extensive and varied stocks enable us to deal with want lists of any size.

SETS: Several thousand sets, including many out-of-the-way items, can be found in our 90-page list. A copy will be sent post free on application.

ALBUMS: Before deciding upon your next album it will be worth while to send for an illustrated list of our Paragon, Acme and Cosmos range.

Enquiries always welcomed.

WHITFIELD KING & CO.
IPSWICH, ENGLAND

Stamp Dealers since 1869.

British Empire Classic Issues

We specialise in these stamps and invite enquiries from collectors of—

NEW SOUTH WALES

NEW ZEALAND

SOUTH AUSTRALIA

WESTERN AUSTRALIA

and all other Australian early issues.

Fine material only at Reasonable Prices

GEO. C. GINN & CO.

(Stamp Dealers since 1882).

115 Moorgate, London, E.C.2
England

PHILATELY FROM AUSTRALIA

**45 YEARS
of Systematic Buying**

has resulted in one of

**THE FINEST STOCKS
IN THE WORLD**

Particularly Strong in Australasians

Highest quality. Moderate prices. Classical down to modern. RARE, MEDIUM, and COMMON. Many countries highly specialised. Wonderful material for SPECIALISTS. Space will not allow of specific offers.

WANT LISTS CAREFULLY
EXECUTED

W. HOUTZAMER

34-35 SOUTHAMPTON STREET
STRAND, W.C.2.

The House for Rare Stamps
Established in London since 1903
Telephone: TEMPLE BAR 3227

When in Sydney . . .

YOU ARE INVITED to call and inspect our extensive display of old and modern issues. We carry large stocks of stamps to suit all collectors and a wide range of Albums, Accessories, Handbooks, Catalogues and local and overseas Magazines.

IF YOU HAVE STAMPS TO SELL, consult us. We are always desirous of purchasing collections, fine items and single rarities.

BAKER & MOLONEY

16-18 Royal Arcade, Sydney

Phone MA5592

As one of its contributions to Australian Philately
THE ROYAL PHILATELIC SOCIETY OF VICTORIA
has pleasure in announcing the publication of

**THE POSTAL HISTORY OF
THE PORT PHILLIP DISTRICT**

by J. R. W. PURVES, F.R.P.S.L.

PRICE 21/6 (AUST.) POST FREE

*Order by letter with remittance to J. H. Remington, Business Manager,
5 Nash Street, Glen Iris Melbourne S.E.6*

The book, of approximately quarto size, is neatly bound in cloth, contains some 80 pages and is illustrated with 12 full-page plates. Print, illustration and paper will of fine quality, the whole being produced by the well-known Hawthorn Press.

The work is the *first* published on this aspect of Australia and is an indispensable adjunct to the author's other studies of early Victorian Stamps and Postmarks, as well as possessing an undeniable attraction for all interested in our Early Days and in the "Old Covers" which record them. Postmarks, Routes, Rates, Ships, History — all these have their place in a fascinating story. The subject has been expertly treated, carefully arranged and attractively presented and the author's reputation both here and abroad is some guarantee as to the correctness of our own belief.

What
**THE ROYAL
PHILATELIC SOCIETY
OF VICTORIA**

offers

The Philatelic Society of Victoria, which was founded in 1892, and which in 1946 had the privilege conferred upon it of the use of the prefix "ROYAL," is a Society to which you, as a collector, should belong. Amongst its many advantages are:

★ **SOCIETY'S OFFICIAL ORGAN**

The Australian Stamp Monthly is posted free each month to all members.

★ **SOCIETY'S ROOMS**

The Society meets at the Stamp Centre, 516 Collins St., Melbourne, on the third Thursday of each month at 7.45 p.m.

★ **EXCHANGE BRANCH**

Exchange books circulate regularly within Australia to interested members.

★ **SALE BY TENDER BRANCH**

This Branch enables members to buy and sell stamps not considered suitable by the vendor for exchange sheets. Sales By Tender average three per year. Postal bids accepted from members for any item.

★ **LIBRARY**

A Comprehensive Library is open to Members on Meeting Nights or by arrangement with the Librarian. Library Catalogues are sent to all Members and periodical supplements issued.

★ **CURRENT FILES**

The Society subscribes to the leading overseas philatelic journals printed in English, and these are available on the tables at the Society's rooms.

★ **QUARTZ LAMP & MICROSCOPE**

These facilities are available at the Society's rooms by arrangement with a member of the Library Committee.

★ **FORGERY COLLECTION**

The Society has a Reference Forgery Collection which can be consulted by members during Library hours.

★ **MONTHLY DISPLAYS**

It has always been Society policy to obtain the best available collection for display at Society monthly meetings. Lectures and Discussions by leading Philatelists enable members to improve their philatelic knowledge.

★ **PHILATELIC KNOWLEDGE**

This Society includes experts on almost all branches of Philately, whose advice is always available.

★ **THE SOCIETY'S FEES are:**

Entrance Fee: £1/1/-.

Annual Subscription:

City and Metropolitan Members—
£1/5/-
Country and Interstate Members—
15/-

★ **ALL COMMUNICATIONS SHOULD**

be directed to:

C. G. C. HODGKINSON

Hon. Secretary, Box 222, G.P.O.,
Melbourne, C.I.

THE SIGN OF INTERNATIONAL SATISFACTION

||
LONDON
||
BOURNEMOUTH
||
PHILADELPHIA
||
BOMBAY

Selling?

OVER 3000 COLLECTORS

in our World-Wide clientele are anxious to buy. *The New Season's Auctions* are Completed to the end of *October* with certain dates allocated for large properties in *November* and *December* if you advise us

NOW

WE ALSO BUY FOR CASH

Buying?

Many of the World's

GOLD MEDAL COLLECTIONS

have been formed by purchases made through our *Auction Sales* and *Private Treaty Departments*. Auctions are held in *London* (weekly) *Bournemouth* (monthly), *Philadelphia* (monthly), in which you are bound to find either a collection, set or single rarity that you need.

Send for our current *Auction Catalogues*, details of *Private Treaty Offers* and current publications; also our "Review" which will give you details of our methods of business and terms of sale.


ROBSON LOWE LTD.

Head Office:

PALL MALL, LONDON, S.W.1

Telephone: Trafalgar 4034. Cables: "Stamps, London"

'MASTER' FRAME VARIETIES 'MASTER' VIGNETTE VARIETIES



VIGNETTE PLATE RETOUCHES



FRAME PLATE RETOUCHES



FRAME PLATE VARIETIES



INVERTED CENTRE



↑↑ No. 7

