

PHILATELY

from

AUSTRALIA

A CHRONICLE OF AUSTRALASIAN STAMPS
AND THEIR COLLECTORS



Published Quarterly by
THE ROYAL PHILATELIC SOCIETY OF VICTORIA

Vol. 1. No. 4.

DECEMBER, 1949

CONTENTS

	Page
1950: THE CENTENARY OF THE POSTAGE STAMP IN VICTORIA	103
THANKS AND A REMINDER	104
THE TRAIL OF COMMONWEALTH	105
CORRESPONDENCE	108
NEW LIGHT ON THE SYDNEY POSTAL FORGERIES OF 1932 ..	109
CONVERSATION PIECES	116
THE OTHER SIDE OF THE PICTURE	118
NEW ZEALAND: THE SECOND SIDE-FACES (1882-1897) ..	121
TASMANIA'S T.P.O.'s	130
FIJI'S WAR PROVISIONAL	134
REVIEW	137

Subscription Rates: 9/- sterling (B.E.), \$2 (U.S.), 10/6 Local. Price, Single Copies: 3/-.
Box 222, G.P.O., Melbourne

£ 1750

**A Sound Investment
For The Future**

Collection Of Australian Commonwealth Commemorative Issues IN COMPLETE MINT SHEETS

From the 1927 1½d. Canberra to the 1949 2½d. Lawson and including such rare Mint sheets as the 5/- Harbour Bridge; 1/- Anzac and 2/- Jubilee. The only sheet missing in the collection is the 1934 2d. Macarthur dark hills variety. The normal 2d. sheet is there.

In addition there is a wealth of plate blocks, imprint blocks, re-entries and other varieties including a mint pair of the Canberra 1½d variety imperf between, the 2d Jubilee printed on the gummed side, the 3d Kingsford Smith Opt. OS imprint block, a mint pair of the 1½d Sturt, overprinted for use in Lord Howe Island. Also a used copy of the 2d Harbour Bridge forgery with photograph and accompanying official note. Among the scores of items in addition to the mint sheet is a mint block of four and a mint imprint strip of three of the 5/- Harbour Bridge.

The collection is housed in a specially made album and contained in a black metal brief case.

THE PRICE FOR THE LOT IS £1750

View by appointment only.

R. W. TURK

(Estab. 1906).

(Charter Member A.S.D.A.)

**46 BENNETT PARADE, NORTH KEW, E.5, VICTORIA,
AUSTRALIA**

Telephone WL1465

PHILATELY FROM AUSTRALIA

T O N G A

WORLD'S FINEST COLLECTION

included are

FULL PANES of the FIRST ISSUE

as well as numerous blocks, pairs and singles, mint and used,

PROVISIONALS

FULL PANES and LARGE BLOCKS

showing settings and errors

A UNIQUE BLOCK OF EIGHTEEN

1891 1d with stars overprint, showing 3, 4 & 5 stars & illustration
of how the errors occurred.

LARGEST KNOWN BLOCK

August 1895 issue

COMPLETE SHEETS, COVERS, BISECTS, "TISSUE" PIECES

and a wealth of uncatalogued varieties hitherto unchronicled

A UNIQUE OPPORTUNITY FOR SPECIALISTS IN THIS INTERESTING COUNTRY

A LIST OF CONTENTS IS NOW AVAILABLE WITH EACH PIECE
PRICED SEPARATELY

THE STRAND STAMP JOURNAL

A monthly publication containing something to suit all tastes,
Classics to New Issues, Elusive Items, old & new.

Annual 2/6 subscription


By air 15/- Mail

Published on the 15th of each month.

H. E. WINGFIELD

**392 Strand, London
W.C.2. England**

Two Necessities for the Collector of Australian Stamps



The Commonwealth Specialists' Catalogue completely lists all the important plate flaws and variations. It contains a fully comprehensive listing of all the "shades" and color differences, in all the Commonwealth Issues.

Almost without exception every Collector of Australian Stamps has "set up" his collection according to *Orlo-Smith's Catalogue*. The 12th Edition is now available. It contains 68 pages and gives the current prices of every stamp that is available in the market today.

The Commonwealth Specialists' Catalogue is priced at 5/-. If required by Mail, please add 6d to cover sending by Registered Mail to ensure safe delivery.

The Kangaroo Issues of Australia

By Major H. Dormer-Legge, T.D.

This is the first of the Series of Handbooks on Australian Stamps published by Orlo-Smith & Co. Written by Major Legge after years of study and research and profusely illustrated, the Kangaroo Issues are dealt with thoroughly and completely. There are 144 Pages on fine art paper in this book, and about one-third of the space is given to illustrations.

The Kangaroo Handbook is priced at 10/6.

If required by Mail, please add 6d to cover sending by Registered Mail to ensure safe delivery.



Published by

ORLO SMITH & CO.

244 Collins Street, Melbourne

Obtainable at all Stamp Dealers in Australia

In Great Britain
from H. E. Wingfield

In U.S.A.
from E. K. Rice

Advice to

Commonwealth Collectors

Whenever you buy Stamps, look for that distinctive quality so necessary in a fine Collection.

Do not sacrifice your Collection for the sake of cheapness. For those fine, full gum, well centred specimens, that enhance the pages of your albums, not only of Rarities and High Values but also the General Issues you have one of the finest stocks in Australia to choose from.

Go To THORNHILL For Quality Stamps

Be it 'Roos, Geo. V, Geo. VI, Commems., Imprints, and Rarities. At present, take my advice, get the THIN PAPER 5/-, 10/-, £1 Imprints; 5/- tinted, 40/-; 5/- white, 30/-; 10/-, £5; £1, price on application. Stock limited.

THORNHILL

F. A. THORNHILL

WINDSOR AVENUE, SPRINGVALE, VIC.

Telephone UM9280

PHILATELY FROM AUSTRALIA

THE HOUSE OF
HARMER

- where there is the ability — and the desire, to render a service second to none
- where your stamps are sold by the right company — in the right company
- where the great collections are sold — where the great collections will always be sold

H. R. HARMER AUSTRALIA PTY. LTD.

2b Castlereagh Street, Sydney.

H. R. HARMER LTD.
39-42 New Bond Street,
LONDON W.1.

H. R. HARMER INC.
32 East 57th Street,
NEW YORK 22, N.Y.

PHILATELY *from* AUSTRALIA

Edited by H. M. CAMPBELL

Publication Committee: Messrs. P. COLLAS, F. A. LADBURY, C. E. NORDEN,
J. R. W. PURVES, F.R.P.S.L., W. L. RUSSELL, K. W. TUCKER

Vol. 1. No. 4.

DECEMBER, 1949

1950: THE CENTENARY OF THE POSTAGE STAMP IN VICTORIA

TWO IMPORTANT NEW WORKS ARE PROMISED

Despite the artistically beautiful pioneer work of Perkins, Bacon, of Rawdon, Hatch and Edson and of other printers in the larger centres of the English-speaking world, an enormous attraction still lingers for the student collector in issues, often primitive, which were the product of local craftsmanship in the more remote places of the Empire. Not the least of these are the issues of Victoria, which, over 62 years of stamp production, herself produced in Melbourne all but two adhesive items (*viz.*, the 1d. and 6d. Queen on Throne), the plates for the 2d. 1870-73 (produced by De La Rue) and the first 2d. embossed envelope (also produced by De La Rue). Those famous "primitives," the "Half-Lengths," were first available for sale on 1st January, 1850, but owing to insufficient publicity none were actually sold until the 3rd. Many famous philatelists—Castle, Hill, Hausburg, Rundell, Bacon and Pack—have contributed their meed of study of the issue, and Pack's work, published in 1923, formed the basis of the classification which was adopted, in toto, by Stanley Gibbons' Catalogue, and has held the field until recently, when researches of Mr. J. R. W. Purves, F.R.P.S.L., published in the *London Philatelist* over 1947-49, made it clear that the Pack classification required a complete revision. Mr. Purves has been working on these issues (and all the others of this State) for over 20 years. In that time he has not only built up a fine collection himself, but has also had access to all the other important material in Australia, England and the United States, and from it all has built up a new, fascinating and, it is believed, wholly incontrovertible story. The whole of his new work on the "Half-Lengths" will be published by the Royal Philatelic Society, Lon-

PHILATELY FROM AUSTRALIA

don, in book form in 1950, in what will be one of the most comprehensive and elaborate works yet produced—it is understood, for instance, that there will be over 30 full-page collotype illustrations alone. Only about two-fifths or less of the work to be published has appeared in the *London Philatelist*, i.e., that on the Ham printings. The book will also include further work on the Ham printings (practically completing the job), the whole of the treatment of the Campbell and Campbell and Fergusson printings, and some interesting notes on certain general subjects. Any description of the new findings will have to wait—suffice to say they are “revolutionary” throughout. Whatever the views of such research that may be held by the modern collector, this new work of Mr. Purves’ ranks as a stupendous achievement of philatelic knowledge and detection. To have re-raked the embers of a century ago and to have established a long series of hitherto unsuspected truths, often in fields where the material scarcely seemed to exist in quantities sufficient to justify *any* inference, is no mean attainment. Only the appearance of the book itself can, however, provide an adequate idea of the monumental nature of the job involved.

Mr. Purves has not stopped there. The Royal Philatelic Society of Victoria will be producing as its contribution to the Centenary programme another of his studies, on the Postal History of Victoria, 1837-51 (“New South Wales” and “Port Phillip” periods), which will be adequately illustrated. Adding the two studies of the “Butterfly” and “Barred Oval” cancellations, published this year by the Royal Philatelic Society, London, we shall then have a complete cover in four separate publications of our earliest classic period.

Further details as to dates of publication, price, etc., will be announced in due course.

THANKS—AND A REMINDER!

With this number *Philately from Australia* completes its first volume, and we hope that in your opinion its contribution to philatelic knowledge has not been negligible. We should like to thank all who made the venture possible—contributors, subscribers and advertisers—for their valued support in the difficult early stages.

We trust you will continue that support, and would remind readers that subscriptions for Volume II. are now due. A subscription form will be found with this number, and if you have already paid more than one year’s subscription, it is suggested that you might pass the form on to a friend—or give him a year’s subscription as a Christmas present!

We take the opportunity of wishing all our readers the Compliments of the Season.

The Trail



of Commonwealth

Conducted by C. E. NORDEN

This is the last number of *Philately from Australia* for the year 1949—the first year of its existence.

During the past year, I regret to say, I have learned how difficult it is to stir collectors into action. They generally agree that *things should be done* in order to make our hobby more enjoyable, but they also seem to agree that *someone else should do the job*—in this case I am the unfortunate one.

The "T.O.C." columns are open to all who have something of interest to tell and, remember, "notes" do not have to be of a technical nature.

In this number, I have purposely left out such writings and have instead concentrated on "the lighter side."

Admittedly, some encouraging letters have been received, but less praise and more *action* would be appreciated. Perhaps the coming year will show a richer philatelic harvest.

Which reminds me that I would like to take this opportunity of wishing you all the best of everything for the coming Christmas and New Year.

"To Be or Not To Be."

The question is: Why are certain insignificant plate varieties catalogued and yet quite prominent ones left out? I am, naturally, speaking of similar varieties, as there are cases when a small retouch is of more philatelic interest than a large printing flaw "a.s.o."

The answer could be: The catalogue, or more correctly, the price-list, is based upon stocks held by the dealer in question and also the psychological fact that a catchy name to a variety will create interest with subsequent demand for it—at a good price.

You only need to glance through a price-list to see that there is *no logical classification or pricing of varieties*—or the normal stamps for that matter.

I would appreciate your comment re varieties you consider worthy of inclusion in a Specialised Commonwealth Catalogue, and if sufficient response is received, a "To be or not to be" section could be made a regular feature.

In order to illustrate the idea, I am going to give you a couple of examples:

PHILATELY FROM AUSTRALIA

The 1½d. Canberra.

The "flag half-mast" variety is well-known enough. A *minute coloured flaw*—fixed at a major price. Another coloured flaw, I call it the "double flag staff," is a *much more prominent character, yet forgotten*. As both varieties are of the same type, incidentally of minor philatelic interest, it seems logical to assume that both should be listed. If only one is selected, why not the most prominent one? Mr. P. W. Simonson has kindly lent me copies of the above stamps for reproduction purposes.

1½d. Geo. V. brown, Single Crown Wmk.

Among listed varieties we have such a minor flaw as "HAI," whereas there are literally dozens of more worthy ones. I am illustrating two plate flaws which are comparatively scarce—Deformed "P" in "Postage"—"BOSTAGE," and deformed "1" in "1½d." right side—"thick 1". Both varieties are, apparently, caused through some damage to the plate and are, from a philatelic point of view, of little importance—but *certainly more outstanding than "HAI."*

There are hundreds of similar and perhaps better examples, so I expect *you* to send in some suggestions; if possible varieties which are suitable for illustration. This material would be very useful when the proposed catalogue is being compiled.

"THERE IS SOMETHING ROTTEN IN THE STATE OF DENMARK."

Have you ever heard of that little post office way out in the country, where some philatelist or other called just at the right moment?

The dear old postmistress was in the act of cutting apart some stamps which, apparently, had not been perforated. In the nick of time she was stopped from committing such a sacrilege—at least that is how the story is generally told. The dear old lady must have been working overtime lately, as "imperfs" of the current issues, various denominations, are freely offered to collectors. A few tête bêche blocks are now and then thrown in for good measure.

Strange indeed that, all of a sudden, so much "forbidden fruit" has come on the market. I am inclined to think that more "desirable"—or should it be "undesirable"?—items have appeared in the last year or so than previously since the inception of our Commonwealth stamps.

The prospective buyer should avoid such items for two reasons alone:

1. If they did *not* come from "the little country post office" there might be trouble ahead.
2. The stamps are of current, or near current issues, and thus it is impossible to say how many might be on offer at a later date.

Those Imprints!

I received a letter the other day from Mr. W. P. Sheargold, Stockport, England, in which he writes:


THE TRAIL OF COMMONWEALTH

"What has happened to the imprints of the 10s. 'Robes,' thin paper? I missed it and cannot locate one although I hunted all London last week for one."

You have, I presume, as have so many others, tried to obtain imprints from your pet post offices and without much success. The time has come for the Postmaster-General's Department to *recognise the potential value of collectors and cater for them* by establishing a special counter at the G.P.O. in each State, where philatelists could purchase their requirements of current issues.

PRINTING AND PERFORATING MACHINES

Collectors who have not had the opportunity of seeing stamp printing presses or perforating machines might find the following photographs of machines used by the Note and Stamp Printing Branch, Melbourne, interesting.




By Courtesy of Dept. of Information
Rotary Recess-Printing Press

The plate, which has 640 impressions of our standard, or 360 impressions of the commemorative stamps, is approximately 30 inches square, and the machine is the largest recess-printing press in the world. Two plates are used at one time, so for each revolution the press prints 1,280 standard size or 720 commemorative stamps.

PHILATELY FROM AUSTRALIA

Five or six sheets are fed together into the machine, which perforates three sides of each stamp in a row, at a time. The sheets are automatically pulled through the length of one stamp, and the second row is perforated, and so on.



By Courtesy of Dept. of Information
'Comb Perforating Machine

CORRESPONDENCE

To the Editor,

Philately from Australia.

The FIRST ISSUE OF NAURU.

Since writing my article on the above subject, which appeared in Nos. 2 and 3 of this journal, I have been shown by a prominent collector a series of forged overprints. These are on used British stamps, and include even non-existent varieties such as the 9d. "NAUPU." The lettering, in every case, is much smaller than in the genuine overprints, and certainly will not for a moment deceive any collector of these stamps.

I have also been shown another variety of postmark differing from the one mentioned in the article. The earlier one has "PLEASANT ISLAND" at the top and "NAURU" in brackets at the bottom, while the date is in two lines. A later one is in a slightly larger circle, and has "NAURU" at the top and "PLEASANT ISLAND" in brackets at the bottom, with the date in one line. The later cancellation, "NAURU CENTRAL PACIFIC," only came into use with the ship design issue under Australian auspices, and is not found in the first issue.

Yours, etc.,

Medindie, S.A.

T. P. DAVIS.

NEW LIGHT ON THE SYDNEY POSTAL FORGERIES OF 1932

By D. K. WALTERS (Continued from page 76)

We now reach the philatelic aspects of this matter.

All the so-called "stamps" found at Elderfield's office were (as already mentioned) pronounced by Mr. Ash to be trial proofs or proof pulls made for colour judging purposes. No actual forged stamps ready for use were found in Elderfield's office at all. The only forged stamps found were those on the envelopes being posted when Jackson was arrested (these were of the "Bridge" design), and those found at Jackson's house, i.e., sheets of King George V. and Bridge design 2d. stamps, and a few loose stamps of both designs, of which loose stamps nothing further is known.

It will be recalled that Elderfield, when shown the sheets of King George V. stamps found in Jackson's bedroom, stated:

"I did not print those. I made the block and sold it to Jackson."

On the other hand, Elderfield did admit that he was at Jackson's place in Kensington that very day and had delivered some stamps to him there. If those statements are true, it would seem to indicate that the stamps delivered to Jackson by Elderfield were Bridge forgeries and probably came from the block (Exhibit 16) taken from the printing machine, and that Jackson had had King George V. forgeries produced independently. Information from official sources shows that Jackson stated later that the sheets of 50 King George V. forgeries were made by someone else (presumably, an electrotyper) from the block with the impressions of 30 stamps (Exhibit 30). This has recently been confirmed in a remarkable way, though at first sight the statement may seem, to many, inevitably wrong.

In view of the fact, however, that proofs of both designs were found at Elderfield's office, as well as blocks for printing both types of forgeries, it is far from impossible that he made King George V. forgeries as well as Bridge forgeries. On the other hand, some of the proofs were actually found in Elderfield's wastepaper basket, which would seem to suggest rather recent rejection, and it may be that the Bridge forgeries delivered that day were the first Bridge forgeries ever put into circulation, and that no King George V. forgeries emanated direct from Elderfield at all.

The sworn statement that the sheets of stamps produced in evidence contained either 50 or 45 stamps, must be correct, but information obtained from official sources by Mr. J. R. W. Purves, F.R.P.S.L., of Melbourne, appears to show that sheets of sizes *other* than 50 in the case of the King George V., and 20 in the case of the Bridge, are *completely unknown*. Mr. Purves has recently examined what he believes to be a full sheet (there were no margins) of 50 (10 x 5) of the King

PHILATELY FROM AUSTRALIA

George V. forgeries. Is it not possible that the sheets of 45 were originally sheets of 50 from which one complete vertical row had been detached? I think that this is the probable explanation of the figures.

Close examination of that sheet of 50 revealed that it contains a "30 group" at the right, with a partial repeat of the "30 group" at the left, as under:

3	4	5	6	1	2	3	4	5	6
9	10	11	12	7	8	9	10	11	12
15	16	17	18	13	14	15	16	17	18
21	22	23	24	19	20	21	22	23	24
27	28	29	30	25	26	27	28	29	30

Each of the 30 stamps is distinguishable from the others, and the principal distinguishing characteristics are as follows:

1. Left and top frame thickened at N.W. corner. Coloured spot in right edge of shading opposite middle of emu's neck.
2. White flaw (instead of shading) to immediate right of kangaroo's tail; traces of extra line outside left frame.
3. White flaw in shading at lower right corner. Break in the lines of shading under chin.
4. A large blob of colour obscuring shading behind King's head.
5. Colour across lower part of neck of "2" at right.
6. Colour across white border line to east of top of "2" at right.
7. A horizontal coloured line (about 3 mm. long) close under base, the right end of which is slightly to the left of the level of the "T" of "TWO."
8. A tiny horizontal coloured line in base margin close up under "NC." White flaw to right of base of right wattles.
9. White scratch flaw to right of middle of crown. No top to crown. White break flaws under beard and on back of neck. White flaw on outside of middle part of left tablet of value; slight white excrescence extending to left from lower left portion of "O" of "TWO."
10. Nick in base frame under and to right of "T" of "TWO," a white flaw at the top right of "A" of "AL."
11. A small white flaw on the top left of the "T" of "TA."
12. Colour across the white line under and to the right of the "T" of "TWO."
13. A coloured spot close-up in lower margin, just under "P," also colour in margin at S.W. corner.
14. A white flaw on the outer right of the wattles at right.
15. A blob of colour on the line over "AU." Short horizontal line under base near S.W. corner.
16. Base frame-line thinned from under the right of "T" of "TWO" to the S.E. corner of the stamp.
17. Base frame-line missing from under the "2" at left to slightly under and to left of the "W" of "TWO."
18. A diagonal hair-line running through the base of the "2" at right; a red spot in the top stroke of the "R" of "AUSTRALIA."
19. A vertical coloured line outside left frame, running down from opposite the nose to about the middle of the beard.
20. A white (worn-looking) patch across the top left portion of wattle at right.
21. A small white flaw in the shading to the right of the base of the right hand wattle.
22. A white spot on head to the east (and slightly on top of the level) of the ear.
23. White flaws across shading and outer frame to right of "2" at right.
24. A horizontal coloured line close under base frame, running from under the last "E" of "PENANCE" to under the middle of the "2" at right; diagonal colour across top left of crown. Thickened top to "S" of "AUSTRALIA."
25. Colour across white oval line over left of "S" of "POSTAGE," also a coloured line close-up under base frame, running from under "2" at left as far as "T" of "TWO."
26. Break in shading under the middle of the neck.
27. A coloured spot in shading immediately behind neck opposite (and slightly above) level of base of ear.
28. A break in edge of lines of shading at right opposite middle of emu's neck.
29. A white scratch flaw traversing whole length of stamp, running from between "E" and "N" of "PENANCE" (at base) to the N.E. corner of the stamp.
30. Short horizontal coloured lines close to base frame under "P," and under S.E. corner respectively.

The flaws described for Nos. 3 to 6, 9 to 12, 15 to 18, 21 to 24, and 27 to 30 are seen *twice* on each sheet of 50, and those for Nos. 1, 2, 7, 8, 13, 14, 19, 20, 25 and 26, *once* only. If there were any considerable numbers of used forgeries in existence (which I believe there are not), types 1, 2, 7, 8, 13, 14, 19, 20, 25 and 26 should be twice as rare as the others. (Flaws which are not constant have been ignored).

NEW LIGHT ON THE SYDNEY POSTAL FORGERIES OF 1932

In the opinion of Mr. Purves, the "master," in the case of the 2d. King George V., was a zinc line-block, photo-etched, of 30 (6 x 5) impressions. The original intention was probably to print the stamps in sheets of 60, and in order to achieve this duplication, two moulds were stamped from the "master." Electro shells were grown on these two moulds and duly backed and mounted. The press available not being capable of dealing properly with a bigger plate than one of 50 impressions, one of the electros had to be reduced in size, and Mr. Purves thinks (by reason of certain technical considerations which I need not detail here) that the two right vertical rows (those rows which make the two left rows in the sheet) were sawn off one electro, and that the electro of 30 and that of 20 were then clamped together, and used as a single printing plate which produced the sheets of 50 which were found.

With regard to the Sydney Bridge forgeries, Mr. Purves was also able to examine a full sheet of 20 (4 x 5) with full margins, but no frame lines. All the 20 were *different*, and there were no "repeats."

The following was the make-up of the sheet:

1	2	3	4
5	6	7	8
9	10	11	12
13	14	15	16
17	18	19	20

The distinguishing features of each of the 20 types are as follows:

1. Top frame thicker (there are traces of an extra line) over "US;" dot of colour in shading to N.E. of right "2d.", and another one to S.E. of same "2d."
2. Colour across white line over right of left hand "2;" colour obscures right diagonal half of white hut in lower left foreground.
3. Two dots of colour over pylon at right; coloured dot on white line under "SY" of "SYDNEY."
4. Traces of coloured line in top margin over levels of left "2d" and "U" respectively; colour across white line over "AL" of "AUSTRALIA."
5. A dot of colour in the shading under the left end of last "A" in "AUSTRALIA;" colour inside loop of the "R" of the same word.
6. Base frame-line thinned near S.W. corner; "LI" of "AUSTRALIA" joined by colour at top; top frame thicker over and to right of last "A;" colour patch across outer right frame just under half way down.
7. A vertical coloured patch to immediate S.W. of first "A" or "AUSTRALIA;" line of colour in base margin under level of the right of the two pylons at left.
8. Colour obscures the top half of "Y" of "SYDNEY;" two lines of colour well down in lower margin under "SYDNEY H;" coloured dot in margin S.W. of S.W. corner.
9. A small white flaw to right of middle of right "d."
10. Thickening of top frame over second "A" of "AUSTRALIA;" vertical coloured line well out in right margin opposite N.E. corner.
11. Colour across white frame-line to immediate N.E. of second "A" of "AUSTRALIA;" short coloured line close up under base near S.W. corner. (And see line described in 10).
12. Extra coloured line over "STRA" (almost touching top frame); two dots of colour on vertical white frame-line at left opposite the top of the left of the two pylons at left.
13. A small crescent of colour (vertical) in left margin opposite left end of the bridge proper.
14. A thin coloured line in top margin (close up) over "IA;" a short vertical coloured line to N.W. of N.W. corner; colour on vertical white frame-line at left opposite top of the pylon furthest left.
15. Colour on white frame-line above "I" of "AUSTRALIA" and a colour dot in the top margin to its immediate north-west; short coloured lines well down in the base margin under the right hand of the two left pylons and "ARB" respectively.
16. Traces of coloured lines in top margin over "A" (first) and "TR" respectively; colour across white frame-line under "B" and "GE" of "BRIDGE" respectively.
17. Prominent coloured crescent (vertical) well out in left margin, opposite trees at left; colour dot under right of "U" of "AUSTRALIA."
18. White flawed area in middle of lower half of pylon furthest left; tiny coloured excrescence on outside of base frame under "D" of "BRIDGE."
19. Colour patch resting on top left of first "A" of "AUSTRALIA;" colour on edge of shading

PHILATELY FROM AUSTRALIA

at left, just above the level of the higher pylon at left; colour dot in margin just outside S.E. corner.
20. Colour on white frame-line at top over (and

slightly to left of) second "A" of "AUSTRALIA" and also to N.E. of last "A;" colour dot in water over "RI" of "BRIDGE;" etc.

It will be recollected that during the search of Elderfield's office were found:

- (a) A block with the impression of 20 Bridge design stamps, which was actually taken from a small printing machine. This block was Exhibit 16. Mr. Ash described this as follows: "It is a counterfeit plate mounted on wood, (i.e., probably an electrotype). It resembles a plate used by me in my official capacity."
- (b) Two blocks (put in together as Exhibit 20). Mr. Ash said of these: "I see the two blocks, Exhibit 20. Having examined them I say that they are both counterfeit plates resembling plates which have been used by me in my official capacity. One is a King's Head design of twopenny stamps and the other is a zinc block of Bridge design twopenny stamps."
- (c) Five plates put in together as Exhibit 19. Mr. Ash said of these: "Having examined each of the five plates, I say that they are counterfeit plates, one of King's Head design and four of the Bridge design. They resemble a plate or plates used by me in my official capacity. The denomination of the stamps in each case is twopence."

Then Mr. Ash went on to say (according to his deposition): "Having examined the plates, stamps and blocks, I say that the stamps could have been produced from the blocks I have examined."

It is a little unfortunate that there was not a more meticulous distinction drawn between plates and blocks. "Blocks" (i.e., zinc blocks) seem sometimes to be spoken of as "plates." Both *could* of course have been printed from.

It does seem to emerge that in addition to the George V. zinc block used by Jackson's friend to make the sheets of 50, that three other blocks were found, one with an unspecified number of impressions of the George V. stamp, and two others for printing Bridge forgeries. Of the latter, the one found in the printing machine had 20 impressions. What it was made of is not stated. The other, mounted on wood, was probably an electrotype and had an unspecified number of impressions of the Sydney Bridge forgery.

Information from official sources shows that the authorities came, during the investigation, into possession of a copper plate with 20 impressions of the Sydney Bridge stamps and two zinc plates, incompletely etched, which were probably "rejects." Whether those were three of the four plates included in Exhibit 19 is not clear. The copper plate (i.e., an electrotype) may have been part of the block found in the printing machine. I think that this is probably not so, however. In the Royal Collection is a complete sheet of 20 (4 x 5) of the Bridge stamps with margins. Sir John Wilson, the curator, has expressed the view to me that it was produced from a zinc block, though whether that sheet is of the same origin as the sheet seen by Mr. Purves, I do not know. [If the "original" was a zinc block, but the printing was done from an electrotyped replica, it would not be possible,

NEW LIGHT ON THE SYDNEY POSTAL FORGERIES OF 1932

from the stamps themselves, to say *which* was the printing medium.—Ed.]. This is all the information I have, and perhaps as a result of this article further information on this aspect of the matter may come to light.

There is no direct evidence as to *when* the forgeries were *first* used. Dr. Couper Black tells me that when he saw the two George V. forgeries which he reported, "the imperfections shouted at me," and I think any philatelist would agree. Until I saw the "Black" cover, I never realised how bad the forgeries might appear. The "Black" cover can be compared with the other cover illustrated in this article and it will at once be seen what I mean. In the case of the "Black" cover, the stamps were of noticeably different hues and one of them was the very pronounced "no top to the Crown variety" (Type 9). Altogether I have seen the following specimens of this forgery:

- (a) Used copy, Type 2, on cover in the reference collection of H. R. Harmer Ltd., of London, dated March 27, 1932;
- (b) Used copy, not on cover, dated March 23, 1932, in the Royal Collection;
- (c) Unused block of eight in the Royal Collection;
- (d) Used undated copy (off cover), Type 8, in my own collection;
- (e) Unused single copy, Type 22, in my own collection;
- (f) Two used copies, Types 3 and 9, on the "Black" cover, dated March 27, 1932, in my own collection.

(Note: Items (b) and (c) above were seen before I had the means of identifying the 30 types).

Mr. Whitsed Dovey has informed me that he knows of about ten or a dozen used copies of this forgery in Sydney and district, but he knows of none on cover. It is to be hoped that owners will supply information to the Editor or myself as to the types in their possession and the dates they bear.

There is evidence, however, that at about the time when Dr. Black detected and reported the forgeries, others were noticed in or about Adelaide, and this does suggest that if the forgeries had been used much before the end of March, the discovery might have been earlier.

The forgeries remained in use for approximately another month; that is, until Jackson was arrested on April 27, 1932, but notwithstanding this, there is no used King George V. forgery, so far as I have heard, which is not dated round about the end of March of that year. I think this curious feature of the story requires further explanation.

In the case of the Bridge forgery, no copy exists (so far as I know) which was posted on or before the date of Jackson's arrest. The covers which Jackson was in the act of posting when he was arrested all bore Bridge forgeries, and as Elderfield had delivered such forgeries to Jackson that day, it may be that these were the *first* Bridge forgeries to make their appearance, and that may explain why *no* copy posted prior to Jackson's arrest has survived. On the other hand, when I was making inquiries in Sydney in the early part of 1940, I found that the general opinion in the trade was that *both* forgeries exist in *used* condition, and at one time I accepted this. I have still, however, not received any information whatever of the

PHILATELY FROM AUSTRALIA

existence of any such, dated on or before 27th April, 1932, and I am beginning to believe the trade was mistaken. The view expressed may have been based on the knowledge that Bridge forgeries were on the covers being posted when Jackson was arrested.

My unused copy of the Sydney Bridge is Type 14. H. R. Harmer Ltd. possess an unused marginal pair which are Types 17 and 18 respectively.

There is, however, a cover which is known to and has been seen by Mr. Whitsed Dovey, which is stamped with a Bridge forgery and postmarked in Newcastle, N.S.W., on June 10, 1932, that is, *after the committal for trial* of those alleged to be concerned! This cover naturally bears *no* inscription at all. Its existence confirms a theory expressed in the article above mentioned which I wrote for the *London Philatelist*, that the forged Bridge stamp might be found postmarked after the accused had been committed for trial, and might have been used *elsewhere* than in Sydney. This was prognosticated because in connection with the defence, one of the defence lawyers, Mr. G. W. Williams (whom I interviewed) was possessed of a complete sheet of the forged Bridge stamps, and kept this in a pocket book. Between the conclusion of the police court proceedings and the hearing of the case against his client at the Sydney Quarter Sessions, his house was burgled, and the coat which contained the pocket book, which in turn contained the sheet of Bridge forgeries, was, with several other small articles, stolen by a burglar!

It seems clear from the evidence above set out that covers may exist addressed to all parts of Australia, New Zealand, and perhaps the Pacific Islands, New Guinea, and Papua. The covers posted before the arrest of Jackson will probably be found to have been posted in Sydney, or environs.

The impression of the King George V. stamps is a good copy of the King George V. Die 3, and the Sydney Bridge forgery is a good copy of the typographed Sydney Bridge, but it is on the coarse side.

It seems clear from the facts set out above that stamps of both designs may exist on *more than one* paper and in different inks as well. My unused George V. and Bridge and my used George V. are *each on different paper and printed in a different ink*. I can express no opinion on these points with regard to the stamps on the "Black" cover, as I have had no opportunity of examining them under an ultra violet lamp.

None of the forgeries examined by me has any watermark.

With regard to the perforation, all the stamps in my possession are perforated 11 x 11. The perforations of the Bridge stamp seem better than the perforations of the King George V. In both cases the perforations seem to be "single line."

It looks as though, having procured the stamps, Jackson proceeded to make use of them rather outside his business with Hemsley. If Hemsley's statement to the police is true, he knew nothing of the Elizabeth Street inscription at all. At any rate, he never mentioned it, and said that the other inscription should have been on all letters posted. He said also that it was not the practice to send out circular letters to the public, though when receipts were being sent to clients, advertising material was also enclosed. I think, therefore, that Jackson, having made the stamps

NEW LIGHT ON THE SYDNEY POSTAL FORGERIES OF 1932

and got them for almost nothing, himself disseminated circulars without the knowledge of Hemsley, with a view to increasing the firm's business. This would explain the use of the Elizabeth Street inscription without Hemsley's knowledge, and would square with Hemsley's story that circulars were not sent out to non-clients. Another possible explanation is that the Elizabeth Street inscription preceded the Box 1811k inscription, and was overlooked when Hemsley was questioned.

It was officially accepted that no attempt had been made to *dispose* of the forged stamps, except by using them on letters posted in connection with lottery tickets, but having regard to the numbers printed, it seems likely that if discovery had not been made when it was, a wider use might have been found for them.

It has been suggested that the reason the forgeries were made was to avoid the risks involved in the purchase of large numbers of 2d. stamps, but I have seen no estimate of the number of 2d. stamps one would have to purchase in a place like Sydney to attract suspicion to oneself, and I think that the reason disclosed in the evidence above set out—that the original idea was to save money—is more likely to be true.

It is difficult to understand why the risk of forging *both* the 2d. stamps then in current use was taken. Notwithstanding the sale of a block for printing King George V. stamps to Jackson, from which he effectively obtained such stamps in sheets, Jackson was evidently buying Bridge forgeries from Elderfield. Elderfield was undoubtedly a first-class craftsman and may have produced both designs merely out of a craftsman's zeal. Jackson may have bought the Bridge forgeries because he thought them better than the others and less dangerous to use.

The printing press which was found in Elderfield's office and which used to make some of the forgeries, was (as I am informed by Mr. Whitsed Dovey) bought for the Methodist Mission in Papua and used at a place called Salamo on Ferguson Island, Papua. On the outbreak of war in the Pacific, the Australian authorities transferred this printing press to Port Moresby together with a native staff. For four years it was used by the Australian New Guinea Administration Unit, which constituted the military government in Papua and New Guinea, while the civil administration was in abeyance during the war. Since the war it has been returned to the Mission and is again located in Salamo. It is pleasing to know that a printing press which was the means of producing forgeries which have created so much interest should not have fallen into Japanese hands.

I wish to express my thanks for help and encouragement to Sir John Wilson, Bart., Mr. C. H. C. Harmer, Dr. Couper Black, Mr. Whitsed Dovey, Mr. H. R. Holmes and others, but in particular my thanks are due to Mr. Purves, who took endless trouble in obtaining, explaining and collating most of the purely philatelic information contained in this article.

No one, to adapt some words of the late Lord Birkenhead, will expect the philatelic world of the Antipodes to find refreshment in a morose and unbroken absorption in the problems of these postal forgeries, but there remains much to discover and discuss. Let it be hoped that those with further information may find diversion in making it available for all.

CONVERSATION PIECES

By HAROLD THIRKELL

No. 2—Definition of a Philatelist

"No doubt," remarked Mr. Gauge, "you prefer to be termed a 'philatelist' rather than a 'stamp collector?'"

"Too right!" agreed Mr. Hinge.

"And you flinch a little," continued Mr. Gauge, "when your wife remarks brightly in mixed company: 'Oh, yes, George collects stamps?'"

"So would you," retorted Mr. Hinge, "though the difference between a 'stamp collector' and 'someone who collects stamps' is perhaps rather subtle."

"But apparent to sensitive minds," said Mr. Gauge. "I'd define it as a difference in earnestness."

"Like the difference," suggested Mr. Hinge, "between a true lover, and a mere trifler with young women's affections."

"A little far-fetched," considered Mr. Gauge, "but not inaccurate."

"A philatelist," he continued after a pause, "is a stamp collector, but a stamp collector is not necessarily a philatelist."

"H'm!" said Mr. Hinge, "I think you'll have to amplify that a little."

"Simple," declared Mr. Gauge. "A stamp collector collects stamps—full stop! He finds his pleasure in accumulation. His object is to collect as many different stamps as possible, with a catalogue as his guide. He may be to some extent a specialist, if he confines himself to certain countries or groups, but the acquisition of specimens is still his whole purpose. He either mounts his collection in a printed album, in which someone else has thoughtfully provided a space for each stamp; or, if he uses a blank album, he does the same thing for himself, which merely shows an ability to read the catalogue."

"But stamp collectors," insisted Mr. Hinge, "are the backbone of the hobby, its sound, sober, enduring core."

"To be sure!" agreed Mr. Gauge. "Please don't represent me as despising stamp collecting—a most restful occupation for the tired worker, who asks only to let his brain and muscles relax, because it is a mechanical process requiring a certain amount of initiative, but very little thought."

"And not," nodded Mr. Hinge, "the exercise of imagination or the creative instinct."

"There are times," confessed Mr. Gauge, "when I wish I were merely a stamp collector. Philately can become such a taskmaster."

"I," admitted Mr. Hinge, "do a little straight stamp collecting as a soothing sideline—my Canadians, you know. I think most philatelists do."

"We had better," said Mr. Gauge, "proceed to our definition of a philatelist before the reader gets bored. Ahem! . . . the philatelist is a student who, by deductive reasoning, following prolonged contemplation of his material, creates a

CONVERSATION PIECES

collection which is in effect an original treatise on some aspect of human endeavour. For him catalogues are merely the trodden paths leading to the verge of strange territory which he must explore for himself.

"His subject may be quite trivial, say the reconstruction of a page of parochial history, pieced together on the evidence of a handful of stamps and covers which passed through the hands of some mid-Victorian rural postmaster; or it may be a profound study of the technique employed in the production of a given issue, revealed largely by all those little flaws and varieties so scorned by some general collectors."

"The science of philately!" murmured Mr. Hinge, provocatively.

"You know quite well," said Mr. Gauge severely, "that I have no time for the pretence that philately is a science. It is simply a hobby. Its charm lies in its challenge to the intelligence."

"Like solving crossword puzzles," interjected Mr. Hinge slyly.

"With the difference that the philatelist has to discover his own clues," Mr. Gauge surprised him by agreeing. "Both are unprofitable occupations, if you consider an occupation unprofitable because it makes no direct contribution to the material welfare of mankind. Neither, for that matter, does any form of culture, sport, or amusement. The gain to mankind is spiritual, the refreshment of the spirit which springs from the exercise of faculties, or muscles, other than those strained in the day-to-day tasks by which we live."

"You've said it all!" said Mr. Hinge humbly. There was an interlude of silence.

"Have you observed," asked Mr. Gauge presently, "how shy is your true philatelist? Except among his confrères, he is a most retiring individual. You may live in the same suburb, and never suspect that he is a Fellow of the Royal, and a world authority in his particular sphere. He never inflicts his hobby on the layman, and shies hastily away from invitations to 'show his stamps'."

"Having learned," supplemented Mr. Hinge, "that the uninitiated are blind to the beauties we set out before them. In fact, they are just bored."

"I fancy," said Mr. Gauge, looking at his watch, and rising, "that our reticence is rooted in the instinct of self-preservation. It is so devastating to have some moron say 'Oh, do you collect stamps? I thought only little boys did that!' And now it's time we went off to the meeting."

(All rights reserved).

"The Specialist Collector Desires to Purchase"

FIJI: Blocks of six 2d. Die 1 from Fiji booklets hinged through left side selvage, also marginal pieces containing Nos. 12, 25 and 31 of sheet. A. R. Tippett, Davuilevu, Nausori, Fiji.

GERMANY: German Empire stamps 1872-1902, *Mint* only required. Also any Imperf. German stamps of early issues or other interesting German items. J. Stanley Smith, Scott's Hotel, Melbourne.

NEW ZEALAND: Blocks or strips, mint or used, 1d. and 2d. 1882 issue Perf. 12 x 11½; also all

advertisement stamps 1893-4. K. J. McNaught, 181A Grey Street, Hamilton, New Zealand.

TASMANIA: Pictorials—All local printings of 3d. (1905 on) and 4d. (1907 on), in *multiples*, mint or used, including punctured O.S. or T. J. R. W. Purves, 448 Collins Street, Melbourne.

VICTORIA: Pre-stamp covers; early issues, mint or used, fine condition only. J. Gattner, 15 Guildford Lane, Melbourne.



The Other Side of the Picture



Conducted by J. R. W. PURVES, F.R.P.S.L.

TASMANIAN POSTMARKS:

(i) *Town Names Found on the Pictorial Series.*

I may be excused for continuing with the subject of postmarks, but they used to say "If you're on a good thing stick to it"—and that's the way it is this time.

Although I have studied the series for a number of years it was only recently that it occurred to me to go through what I had for the Town Postmarks. This excursion was doubtless prompted by my friend Harry Porter's chase after the "T.P.O.s." At any rate, it has led to much correspondence with Messrs. Petterd (Hobart), Lancaster and Viney (Launceston), three of the leading Tasmanian collectors of these items, all of whom had taken up the subject years before me. In the upshot it is believed that something very near completeness has been evolved, and a full list of the names will eventually appear in this journal. A few words on certain general aspects of the subject will not, however, be wasted here.

In the first place the numeral "killers," a type of cancellation used since 1853, came to an abrupt end some time in the second half of 1900, being completely replaced by circular "town name and date" cancellations. These numerals, as far as the Pictorial series is concerned, are therefore found *only* on the De La Rue printed stamps. In the second place, the larger size of the stamps (as, say, compared with the lower values of the other Australian States) meant that, using similar sizes of cancellation, most if not all of the Tasmanian cancellation will inevitably appear on a *single* stamp (where a single was used). In short, these Tasmanian postmarks stand out with a clarity unequalled in other Australasian issues of their time. And in addition, as Mr. Porter points out, they seem to have been, almost without exception, applied with care. Finally, there is the tremendous scope of this subject, considered in relation to the small population and the fact that during the period in question, well over one-third of that population lived in Hobart and Launceston. To date, on the Pictorials we have located some 450 different "name" postmarks! A very small proportion of these were due to *changes of name*, but that doesn't alter the picture these postmarks present of the amazing postal facilities then—and still—offering in the "Spec." In the circumstances outlined it is also

THE OTHER SIDE OF THE PICTURE

not surprising that many of the rare markings are amongst the clearest. The various "types" of cancellation used, and those cases (particularly Hobart and Launceston), where more than one type was employed, are also receiving their full measure of consideration. It is to me a little sad to find that so few collectors resident in Tasmania (or elsewhere) realise the tremendous potential that lies in every issue but one (i.e., the "Tablets") of this State, as well as in the whole of its cancellations—pre-stamp to 1912.

(ii) *Manuscript Cancellations.*

(a) *On the Early Issues.*

Since my previous notes appeared I have seen several copies with "39" and "47" in MSS. These numbers, according to the list referred to in the last number, belonged to Kangaroo Point (this name is otherwise unknown to me though I do have a "Kangaroo Valley") and Oatlands respectively.

(b) *On the Pictorials.*

Despite its clarity, my friend Mr. Lancaster tells me that the "Segana" I noted is almost certainly "Legana." I now have the following other MSS. cancellations:—Lanena (30.6.11); Magnet (16.7.02); Mount Read—three (16.11.01 to 3.12.01); Westbury (10.5.09); Northdown (25.11.02); Oldina (26.2.11); Strickland (8.1.08). Mr. P. W. Simonson has shown me quite a few "Robiganas" in MSS. on Australian 1d. reds in 1914-15. This was in use for some time before a canceller of normal type was provided. It does not, however, come within our period. Of those listed to date the following do not appear to have been found with a normal cancellation, viz., Blythe Road, Legana, Oldina, Strickland. The others have all turned up with the normal type of cancellation. Further study of the normal cancellations (dates of use, etc.) will doubtless reveal, in some cases at any rate, the reason behind the use of a manuscript cancellation.

(iii) *Employment of "Crown Seals" as Cancellations on the Pictorials.*

I will have more to say on this interesting subject at a later stage, but here merely record the fact that in addition to "Kelso" (previously mentioned), two others can be found—"The Oaks" and "Wattlegrove Lower." All these offices are also found later with *normal* type of cancellation. I have three or four examples of each Crown Seal. The latest printing represented is a 2d. (with "Kelso") from a 1903 printing. "Wattlegrove Lower" I have seen only on the De La Rue prints.

SAMOA.

An American reader, Mr. Geo. E. Foster, of Bordentown, New Jersey, sends me some notes on the imperforates of the "Express" issue. Scott states that these are "printers' waste" and Gibbons that "they are believed not to have been used in this state." Mr. Foster says:

"I will concede that the "waste" part is all right, but I disagree with the implication of their origin.

THE OTHER SIDE OF THE PICTURE

"At the time these stamps were produced the printing trades did not have the mass production machines that we have today. The perforator in use in the greater number of shops was a hand-operated (rarely footpower) affair, punching a single line of holes at one operation. Anywhere from one to five sheets could be handled at one time, depending on the thickness of the paper, consequently a considerable time was required to perforate 1000 sheets with a single line of holes. On the other hand, a good pressman would put through the press 1000 sheets of paper while an operator was running one line of holes in the same number of sheets. In those days slack times occurred, so I am inclined to think that Messrs. Leigh, anticipating future orders while they had the press set up for the job, had more sheets printed than they required for the job in hand, with the view of having them perforated during a slack period. There were too many of these imperforates floating around in the 'nineties to have come from occasional sheets discarded during the run or from spoilage during the make-ready of the press.

"The sheets of the 'One Penny', 20 to the sheet, have seven lines of perforating and would have consumed the greater part of a day in perforating 1000 sheets."

Mr. Foster also mentions a constant plate variety in the 1d. Palm Tree (which he believes is unrecorded) on No. 1 in the top left pane. This is found in *both* colours and shows a missing pearl above the "P" in "PENNY".

VICTORIA.

(i) *The "Boyd's City Express" Local (Hurt p. 19).*

This is one of a number of Australian Locals into which the writer is pursuing investigations. The point to be made here is that it is not "lithographed," as described in the Hurt Catalogue, but "surface-printed," and almost unquestionably *electrotyped*. Each copy shows very minor flaws, and over some years copies have been collected and studied with a view to establishing the number of stamps in the sheet which, on the evidence to date, appears to be comparatively *small*. I would greatly appreciate a loan of any copies which readers can make available. There is no doubt that its scarcity has been somewhat exaggerated. It is of course rare, but is frequently found here in old-time collections.

(ii) 1902-12 "*Perforation Varieties.*"

I have received an interesting letter on the above subject from Mr. A. H. Davis, of Birmingham, England. Mr. Davis, who resided in Victoria from 1902 to 1921, was the Victorian representative for Ewen's, a firm well known to old timers for its wonderful new issue service. Mr. Davis says—*anent* my remarks on the inclusion or non-inclusion in the Gibbons' Catalogue of certain perforation varieties:

"During that period I visited the Melbourne G.P.O. at least once weekly, and handled locally-used stamps daily. I had every means of knowing what stamps were issued and I, too, never saw or heard of S.G.574 and the other numbers mentioned, although I pride myself on having seen—mint or used—*almost* every example of the excessively scarce compound perforations that DID exist."

PHILATELY *from* AUSTRALIA

INDEX

VOLUME 1. 1949

A CHRONICLE OF AUSTRALASIAN STAMPS
AND THEIR COLLECTORS.



Edited by H. M. CAMPBELL

Publication Committee: Messrs. P. COLLAS, F. A. LADBURY, C. E. NORDEN,
J. R. W. PURVES, F.R.P.S.L.; W. L. RUSSELL, K. W. TUCKER.

MELBOURNE.

Published Quarterly by the
Royal Philatelic Society of Victoria,
Box 222, G.P.O.

ARTICLES AND NOTES.

Miscellaneous and General.

Are You a Lazy Collector? (H. S. Thirkell)	51
Conversation Pieces (H. S. Thirkell)	
No. 1—Les Aristocrats	87
No. 2—Definition of a Philatelist	116
Every Dog Has Its Day	65
Wanted: A Bibliography of Australasian Stamps (F. A. Ladbury)	33
What Can a Society Give? (F. A. Ladbury)	20
Why and Some Wherefores, A (J.R.W.P.)	1
You Can't Take It With You	3

The Royal Philatelic Society of Victoria.

Expert Committee	50, 66
----------------------------	--------

Features.

Other Side of the Picture, The (J. R. W. Purves)	14, 41, 89, 118
Trail of Commonwealth, The (C. E. Norden)	5, 35, 67, 105

Countries.

Australian Commonwealth:

Kangaroo "Dies," The Truth About the (J. R. W. Purves)	11
1d. Kangaroo Varieties	10
6d. and 1s. Kangaroos, "Harrison" Plates	37
5s. Kangaroo Varieties	67
High Value Kangaroos	8
1d. King George V, 1927-1928, Alterations to the Four Steel Plates of the, (J. C. W. Brown)	77
1½d. George V. brown, Single Crown Wmk.	106
4d. King George V, First Set of Plates	68
1½d. Canberra Varieties	106
2d. Sydney Harbour Bridge, Surface Printed	10
5s. Sydney Harbour Bridge, Major Recut	9
Sydney Postal Forgeries of 1932, New Light on the, (D. K. Walters) 69,	109
Postage Dues: New Discoveries in the Provisional Issue (C. E. Norden)	38
B.C.O.F. Stamps, Destruction of Reminders	37
Printing and Perforating Machines	107
Minor Varieties	6
Colours	7
Royal Australian Navy: Special Postal Arrangements in World War II (H. S. Porter)	83

Fiji:	
V.R. 4d. on 2d., Types of Overprint	15
1941 2½d. on 2d.: A Study of the Local Surcharging (A. R. Tippet)	134
Watermarks: <i>E. D. & Co.</i> and <i>Imperial Linen</i>	90
Nauru:	
The First Issue (T. P. Davis)	53, 92, 108
New South Wales:	
Travelling Post Office in New South Wales, The (H. B. Bruce)	25, 45
New Zealand:	
1882 and All That	41
Second Side-Faces, 1882-1897 (J. R. W. Purves)	95, 121
Norfolk Island:	
Norfolk Island (H. S. Porter)	30, 61
Queensland:	
Last 2d., "Ghost" Varieties	15
Samoa:	
"Express" Issue: Imperf. Varieties	119
1d. Palm Tree Variety	120
South Australia:	
1d. First Type, Re-entry	16
"Long" Stamps of South Australia, The (J. R. W. Purves)	57
"Long" Stamps, Large "POSTAGE"	16
"Long" Stamps: A New 3d. Variety	89
1909 9d., Perf. 11	42
Tasmania:	
"Pictorials": Some Important Varieties	17
1d. "Pictorial" Electrotyped: The BIG Retouch in Plate 2	18
2d. "Pictorial" Lithographed, Wmk. Crown over A, 1907: A Marked Retouch	18
Cancellations: Town Names on Pictorials	118
Some Interesting MSS. Cancellations	89, 119
"KELSO" Cancellation	42, 119
Travelling Post Offices (H. S. Porter)	130
Victoria:	
1876 8d. on 9d.: Variety "F. IGH T PENCE"	18
1879-80 2d. Double-lined Oval: Major Retouches	19
Perforations: Later "Compound" and 11, 1902-12	43, 120
Watermarks: Five Types of V over Crown, 1867-1912	91
"Boyd's City Express" Local	120
1950: The Centenary of the Postage Stamp in Victoria	103

Western Australia:

1893-1895 Surcharges, The (W. H. C. Bromfield)	22
1902-12 2s.: Retouch	41

REVIEWS.

Aguilar, E. F.: The Philatelic Handbook of Jamaica	137
Easton, J.: Postage Stamps in the Making (F. J. Melville)	102
New South Wales Philatelic Annual, 1949	64
Purves, J. R. W.: Victoria, The "Butterfly" Postmarks	102
Sidebottom, J. K.: The Overland Mail	64

CONTRIBUTORS.

Bromfield, W. H. C.	22	Purves, J. R. W.	11, 14, 41, 57, 89, 95
Brown, Rev. J. C. W.	77		118, 121.
Bruce, Dr. H. B.	25, 45	Thirkell, H. S.	51, 87, 116
Davis, Rev. T. P.	53, 92, 108	Tippett, Rev. A. R.	134
Ladbury, F. A.	20, 33	Walters, D. K.	69, 109
Porter, H. S.	30, 61, 83, 130	Norden, C. E.	5, 35, 38, 67, 105

PLATES.

No. 1:

- Plate 1: £2, Small Mult. Wmk., Upper Half, Left Pane.
- Plate 2: £2, Small Mult. Wmk., Lower Half, Left Pane.
- Plate 3: Varieties Described in "The Other Side of the Picture."
- Plate 4: Varieties Described in "The Other Side of the Picture" and "The Trail of Commonwealth."

No. 2:

- Plate 1: The Railway System of New South Wales.

No. 3:

- Plate 1: 1932 Sydney Postal Forgeries on Covers.
- Plate 2: The First Issue of Nauru.
- Plate 3: New Zealand Second "Side-Faces": The "Die States" of the 1d. and 2d. Values.

No. 4:

- Plate 1: Varieties Described in "The Trail of Commonwealth."
- Plate 2: 1932 Sydney Postal Forgeries.

NEW ZEALAND: THE SECOND SIDE-FACES (1882-1897)

THE "DIE STATES" OF THE 1d. AND 2d. VALUES, WITH SOME NOTES
ON PLATES, PAPERS, AND CONSTANT PLATE VARIETIES.

By J. R. W. PURVES, F.R.P.S.L.

(Concluded)

The Reason For the Die Alterations

When the same working die is used to stamp large numbers of moulds (i.e., where many plates are employed) it is obvious that while it would take a great number of stampings to cause any appreciable wear of the hardened steel die, the die does lose some of its sharpness long before the first-mentioned stage is reached. In the case of the 1d. and 2d. dies under review the result would have been to flatten (and therefore *broaden*) the lines of shading standing up in relief, which are the *coloured* lines on the stamp. This would further result in a narrowing of the intervening recessed portions of the die, which are the *white* lines on the stamp. As this blunting was allowed to proceed, the white lines (whether in shading or chignon) became more and more obscured by the coloured. The dies were therefore "opened up" by working a graving-tool along the recesses, with the result that the "whites" become more prominent than before, and this further resulted in the head standing out more from the surround than it had done previously. Had the die been allowed to lose sharpness indefinitely the lack of sharpness (communicated, of course, first to the moulds and later to the electros) would have resulted in grave *inking* inequalities, particularly over-inking. Similar cases of "opening-up" are found in the $\frac{1}{2}$ d. and 1d. stamps of Victoria (1901-1905) where, as in the case of the New Zealand stamps, there were two successive openings up, giving us Die 1, Die 2 and Die 3 in each case. This liability of the die to gradual wear was well recognised by De La Rue, who invariably took proofs from the die (i) "before striking" (i.e., the moulds for electrotypes) and (ii) "after striking".

Method Used for Producing Moulds: a Correction

Since the previous instalment appeared Mr. Collins writes me that he has now verified the fact, to his complete satisfaction, that the lead moulds were produced in the *ordinary* way, viz., by forcing the cubes of lead on to the die (held in a "collar") in a suitable press. This method, which was that used by De La Rue, is known in Europe as "percussion froid." The mistake in the first place apparently arose through our New Zealand friends interviewing a very old employee of the Printing Department who, it subsequently appeared, was in the stereotyping section, and didn't realise he was being questioned about electrotyping. Readers will

PHILATELY FROM AUSTRALIA

recall that I expressed doubts about any "moulding" process being employed (as opposed to "stamping") and those doubts being now confirmed, there is no need here to go into the reasons that prompted them.

PART II

When you set out to accumulate material for the study of common stamps which were used over a *long* period (in these cases some 18 years!) it is inevitable that a literally enormous quantity has to be obtained before all periods of usage can be covered adequately.

In the present instance, starting the hunt outside the land of origin, many years after the "advertisements" began to gain in popularity, and doubtless also after most of the wholesale quantities available had found their way into packets "pour les enfants" (and aren't we all?) the difficulties have been too great to permit of a detailed, accurate cover of *all* plates. In the quantities examined certain periods (and hence plates) were well represented and other periods (and plates) less so. The "holes" will speak for themselves as we go along, but I trust New Zealand students *will* do something about "filling 'em up." One source, at present much despised, that should yield excellent results, are accumulations of *fiscally cancelled* copies which, at any rate in the 1d. value, should be quite common in New Zealand. In their case practically every stamp bears a legible date and dates, particularly in quantities, can tell us much of the story. In any event, compared with, say, the stamps of Victoria of the period, it should take smaller quantities of post-marked copies to get results, since the great majority of singles of the New Zealand stamps bear dated post-marks, whereas the Victorian stamps (used as singles) were almost inevitably "killed" with a number. Some of the bigger New Zealand Post Offices of course had "duplex" cancellations of which the "killer" portion only is found where the single stamp was used, but in most cases in this period a simple "dated town" cancellation seems to have been employed.

Before detailing the various constant plate varieties, a few comments on the "*placing*" of these in the "1891 plates" may be of interest. Writing in Melbourne and not having access to the proof sheets, etc., so well protected (in our philatelic interest) by Mr. Watts in Wellington, an immediate problem presented itself. What could I do about *locating* the position in the sheets of the large number of worthwhile constant varieties found and *not* described in the Handbook? I have not been able to locate in the sheet *all* the newly described varieties, but I have been able to go a long way by reason of finding most of them on stamps with *advertisements* at their back. Readers will recollect that the complete layout of the 240 advertisement setting is illustrated at pps. 130, 131 of the Handbook and also elsewhere (e.g., Pim's Catalogue, etc.), and this diagram (remembering that a *left* pane on the advertisements becomes a *right* pane for the front of the stamp and *vice versa*), together with the other information given therein, has enabled me to place many of the varieties with absolute certainty in their correct place in the sheet.

Where one only has a *single* or *singles* of a plate variety with a type of adver-

NEW ZEALAND: THE SECOND SIDE-FACES (1882-1897)

tisement which occurs *several* times on the sheet, *unless* (i) a "line" watermark, (ii) "deep edging," or (iii) a "secondary" flaw in the advertisement assist us, it is not of course possible to place the variety. Thanks, however, to the valued assistance of Mr. F. V. Thompson, of Melbourne, and his fine collection of the advertisements (largely reconstructed) it *has* been possible, with the expenditure of much midnight oil, to get extensive results which no doubt our New Zealand friends can carry to completion.

Large blocks of these issues *should* be common, but apparently they are not. However, a great quantity of them are probably dispersed between a number of collections. It will therefore take much collaboration, particularly in the issues *before* 1891, to produce results, *but it should be possible*, and the results sufficiently interesting to make the labour worth while.

"Sub-Type" Varieties.

These are of considerable interest. The term has been applied by the writer to describe a constant *coloured* surface-printing plate variety which occurs *more than once* in the sheet. Certain varieties of this nature have already been found in the first issue of Tonga, and have been duly noted. Similar varieties were also noted by the writer in various values of the "Makea" type of Cook Islands (see *Australian Stamp Journal* for September, 1946, and January, 1947). Such varieties (and they can also be found in various of the surface-printed issues of Victoria from 1871 on and in numerous other countries) can all be ascribed to the adherence of foreign matter to the die *persisting over the stamping of a number of moulds*, and this is almost certainly the correct explanation in these cases.

The present research has unearthed several of these "sub-type" varieties in the 1ds. and 2ds. of the second "Side-Face" issues (1882-1900). It should even be possible now, using these and other constant plate varieties as an aid, for the students of the advertisements to solve some of their outstanding problems, although these are mainly of a minor nature. Further, numbers of the same "sub-type" are almost invariably found "se-tenant" in the sheet, for the simple reason that the moulds were probably arranged in blocks of 60 (6 x 10)—or larger—as *they were produced*, so that one would expect—and in fact is not disappointed—to find them occurring—where they are found—in "nests," the eggs in general not being spread amongst several baskets but confined to the one.

I now describe the main plate varieties, two or more having been found of all those described:

1d. VALUE: THE CONSTANT PLATE VARIETIES

Plate 1 (1882—circa October, 1883): Die 1 only.

- (i) Patch of colour in shading to left of top of forehead. In *bottom* row of one pane.
- (ii) Not unlike (i) but patch is further to the left and a little lower. Also in *bottom* row of one pane.
- (iii) Small white flaw in shading between neck and base of last "E" of "REVENUE."
- (iv) Marked break in inner oval line under first "E" of "REVENUE."

PHILATELY FROM AUSTRALIA

Plate 2 (circa October, 1883-December, 1885): Die 1 and Die 1A.

Note: The varieties described below under (i) to (xvii) are all Die 1A, while those described under (xviii) to (xxi) are all Die 1.

- (i) This variety is found in *two* states:—(a) break in top frame near right end; (b) as (a), but also shows long shallow dent in outer right frame opposite letters "VE". Is No. 6 in one of the four panes.
- (ii) Shading badly flawed from base of chin (at right) down along the neck line, also some faint vertical hair-lines to right of ear.
- (iii) Three vertical hair-lines (more like "cuts") in front of nose, to right of eye and under right of chin respectively.
- (iv) A white pear-shaped flaw in shading to right of base of neck. Is down *right* side of one pane.
- (v) Extra white on base of ornament over "GE".
- (vi) Outer base frame—line dented under and to left of "P". Is down *left* side of one pane.
- (vii) Two white flaws between "N" and "U" of "REVENUE". Like (i) above is No. 6 in one of the four panes.
- (viii) Is found in *two* states, viz. (a) a white patch, etc., to right of first "A" of "ZEALAND", (b) as (a), but additional white flaws to right of eye. Is along *top* of one pane.
- (ix) Inside of outer right frame is dented (and has extra colour) opposite "R". Is down *right* side of one pane.
- (x) Several small white flaws in shading between "LA" and head.
- (xi) White flaw in shading to immediate left of nose, opposite eye.
- (xii) A number of short vertical hair-lines in hair to right of eye.
- (xiii) A white patch in the base of Crown, near its *right* end.
- (xiv) A larger white patch in the base of the Crown, towards its *left* end.
- (xv) White flaws in shading to left of *top* of Crown.
- (xvi) Two small white flaws in shading under middle of neck. In *top* row of one pane.
- (xvii) Coloured spot in shading to left of second "E" of "REVENUE". Is down *left* of one pane.
- (xviii) A white flaw on right base of chin and a marked white flaw on back of neck at its top. A *second* state shows a more or less vertical hair-line cut to the right of the second flaw. Is down the *right* of a pane.
- (xix) Marked dent in outer right frame opposite (and below) last "E" of "REVENUE". Is down *right* of one pane.
- (xx) A short vertical hair-line in shading at left. Starts opposite eyebrow and runs down into middle of nose.
- (xxi) There is a distortion of the ornaments in the lower right triangle and, in later printings, area to right of "Y" is badly flawed. Probably an instance of a *repair* to the electrotypes surface, since the coloured line under and to the right of the "Y" and the coloured area underneath this is thicker (and more distorted) than normal. Is No. 60 in one pane.

Plate 3 (December, 1885-August, 1886): Die 1A only.

- (i) Colour obscures middle right loop of north-east triangle.
- (ii) A stroke of colour on top of head under "A" of "POSTAGE". Is in *base* of one pane.
- (iii) Lower frame broken under first "N" of "PENNY," with extra colour above break.

Plate 4 (August, 1886-September, 1887, approx.): Die 2 only.

Plate 5 (September, 1887-October, 1889, approx.): Die 2 and 2A.

Here, though I have picked out a number of small flaws, the total numbers examined were only some 300, which prevented me from finding *two* or more copies of any one of them. As far as I am concerned, therefore, these are virgin fields for the student.

NEW ZEALAND: THE SECOND SIDE-FACES (1882-1897)

Plate 6 (the "1889 plate"): Here again material was fairly scarce, but I have—

(i) two copies, on the *third* (so called "Insurance") paper of what is undoubtedly the flaw described on p. 119 of the Handbook, as being No. 23 *upper right pane*. These both show the base frame badly flawed and broken under the "NN".

(ii) I have not found copies of the other flaws noted in the Handbook, but I have several singles and a pair, *all* showing what is undoubtedly a "Sub-Type," viz., a spot of colour across the white oval line at base under (and between) the "P" and "E". One of the singles is No. 6 in one pane, but the pair definitely does *not* belong to a top row.

(iii) Inner base frame-line broken near left end, and inner left frame-line broken (not so markedly) near base. Is in *top* row of a pane.

Plate 7 (1891-1901); Die 3 only.

This plate, as we have seen, had a long history. The earliest date I have with what is undoubtedly a Plate 7 flaw is 23/2/91, but printings probably appeared around late January or very early February of that year. There are a number of constant varieties, but neither in number or interest can they be compared with the *corresponding* plate for the 2d. value.

Top Left Hand Pane:

No. 24: Shows a prominent rectangular white flaw over "ND" and a dent (cut) in the lower part of the right frame. Seen from 1892 (perf. 10) onwards—doubtless occurs 12 x 11½. Found in *corresponding* position in *second* and *third* settings of the advertisements.

No. 43: A dent in outer left frame opposite the "E" of "ZEALAND".

Top Right Pane:

No. 4: White flaw over "ND" extending upwards to top frame. Seen from 1895 (perf. 10) on. Is definitely a "*subsequent*" flaw since it does *not* occur either in the *second* or *third* settings of the advertisements. It must therefore have arisen circa 1894-5.

No. 16: A white flaw on right base of "E" of "NEW".

Note: The variety chronicled in the Handbook under Row 9, No. 6—dot of colour, under "T" of "POSTAGE"—is, I think, an "inking" variety and nonconstant, since I have not found it in the issued stamps.

Bottom Left Pane:

No. 37: Left inner frame broken twice to the left of the second "A" and letters "EA" of "NEW ZEALAND" respectively. Found perf. 10 on. Occurs in the *third* setting of the advertisements and probably in the other two.

Nos. 45, 46, 50, 51: A pair and later a large mint block recently acquired show that *four* flaws (including the well-known "screwdriver" flaw) which I had picked out as *separate* flaws are in reality all part of the *one* damage to the plate. They are as follows:—

No. 45: Shows a broken frame under the "PE", a white line through the middle of the second "N" of "PENNY," and a (scratch) hair-line running in a N.E. direction, through the top of the lower right triangle.

No. 46: Shows a *continuation* of this scratch in a N.E. direction. The outer left frame is broken opposite the "N" of "NEW", there is a white line from the base of the "E" of "NEW" almost to the mouth and another white line across the face from a point just N.E. of the mouth to the base of the middle of the hair.

No. 50: This is the well-known "screwdriver" flaw (or, as it used to be called years ago, the "Prince of Wales feather"). It is in the *same plane* as the flaws on Nos. 45, 46 and 51.

No. 51: This shows a white line running through the middle of the ornaments in the top left corner. It is in the same "plane" as the "screwdriver flaw," then continues through 45 and 46 in a diagonal direction as noted. A workman must have care-

PHILATELY FROM AUSTRALIA

lessly dragged a tool of some sort across the plate, in much the same way as a small boy draws a stick along a galvanised iron fence (where it only touches *some* of the fence). I have seen all these flaws from late 1891 (12 x 11½) on, so that they may well have been there from the start.

In the block referred to, Row 10, No. 1 (i.e., No. 55) shows no sign of "the wedge-shaped cut under "PE" referred to in Volume 1. No. 45 has such a cut, but it is not marked. This flaw (i.e., 55) wants *checking*.

No. 49: Breaks and flaws in oval line over "ZEAL", and extra white in base of ornament (at base of triangle) over "L". Inner base line broken near S.W. corner, etc.

Bottom Right Hand Pane:

No. 38: A vertical hair-line running through face. This is noted in Handbook, but I have not met a copy. I have a copy of another "vertical hairline" variety running down the right of the neck from the right of the chignon. It is from the *last* printings and it may well be that it (and No. 38) only arose late in the piece.

Plate 7: Constant flaws not so far placed.

- (i) A worn (white) patch in the left portion of the oval shading, opposite and under the "ZE" of "ZEALAND". This is No. 12 in one of the four panes. Found perf. 12 x 11½ on.
- (ii) Dent in outer left frame at S.W. corner. This is somewhere down the *left* side of a pane. Found perf. 10 on.
- (iii) Outer left frame broken opposite "E" of "ZEALAND", flaws over "W" of "NEW". Is, like (ii), from the *left* of a pane. So far only found perf. 10. I have one copy of a stamp (also perf., 10 and from the *left* of a pane) in which the letters "NEW" are thinner than normal and there is distortion in the lower left triangle, etc. This variety appears to be a "*repair*" and may well be a second state of the first described variety.
- (iv) White flaw on top left of "E" of "NEW". Like (ii) and (iii) is down *left* of a pane. Found perf. 10 on.

2d.: THE CONSTANT PLATE VARIETIES

Plates 1 and 2: As previously indicated, we may only be dealing with the *one* plate here. At any rate these flaws are (by reason of dates and shades) from a *different* plate or plates to those described under "Plate 3." Some indication as to whether there were *two* plates could be obtained by comparing the numbers of 2ds. printed in 1882-3 with the numbers of 1ds., where we *know* there were *two* plates. I only describe those varieties of which I have found two or more copies:

- (i) A white spot on the back of the neck at the base of the hair.
- (ii) Extra *white* outlines at *base* of certain letters of the inscription, "Z," "GE," first "E", and "UE" of "REVENUE" and *over* "WO", "PENCE", etc. For those interested in the technical side this appears to be a "*ghost*" variety (see the Queensland varieties noted in the first issue of *Philately from Australia*).
- (iii) Small white spot in shading just to right of base of "W".
- (iv) Coloured spot on circle edge to right of base of "2". This *might* be a "sub-type."
- (v) White diagonal flaw between last "E" of "REVENUE" and stop following. Is down *right* of a pane.
- (vi) White flaw in shading to left of top of "N" of "REVENUE".
- (vii) and (viii) Two very marked hair-line (scratch) flaws which I am sure are to be found *se-tenant* in a vertical pair. In the *top* stamp the hair-line goes between the "O" and "S" right across the head and neck and through the left of the "N" (it may start in the stamp *above*). In the *lower* stamp it starts in the top frame, runs through the "E" of "POSTAGE", across the circle edge, through the base of the last "E" of

NEW ZEALAND: THE SECOND SIDE-FACES (1882-1897)

"REVENUE" and then, more or less vertically, down to the base. The *lower* stamp is in the *bottom* of a pane. Both varieties are marked and worth looking for.

- (ix) Small white flaw in shading just above lower left tip of neck. In *bottom* row of a pane.

Plate 3: The earliest date I have on any of these varieties is 13/7/85, but I expect dates will be found about February, 1885.

- (i) A diagonal flaw running across middle of head to base of ear. Is down *left* of a pane.
- (ii) Break in circle line to left of "V" of "REVENUE".
- (iii) Coloured flaw immediately in front of mouth.
- (iv) Outer top frame and most of inner top frame entirely missing.
- (v) Large break in base frame, at middle. Is in *bottom* row of a pane.
- (vi) Flaw on thick diagonal band under right of "E" of "PENCE".
- (vii) Circular flaw in shading to left of second "E" of "REVENUE".
- (viii) Flaw on base of neck, at right.
- (ix) Flaw in shading in front of middle of neck.
- (x) A horizontal streak of colour jutting out (to left) from middle of nose.
- (xi) White and coloured flaws on circle edge to right of "N" of "NEW."

Die 2 Plates: Here, as I have mentioned, material has not been sufficient either to identify varieties or to be definite about the *number* of plates. Again, a comparison of numbers of 2ds. and 1ds. printed between early '87 and September '89 should be of assistance because there is no doubt that there were *two* 1d. Die 2 Plates.

Die 3: The "1889 Plate": Certain varieties are described on p. 120 of the Handbook. Material examined has not been sufficiently extensive to locate these.

THE 1891 PLATE.

Top Left Hand Pane:

- No. 10: Shows the line under the right of the "O" of "POSTAGE" well broken by a triangular shaped white flaw. Seen in all printings 1892 (perf. 10) to the finish, and was probably there from the start. *Not* to be confused with the "PQSTAGE" flaw—see later.
- No. 19: Shows a white diagonal flaw in the shading to the right of the "EA." Found in all printings 12 x 11½ to end. I don't quite know how this position is described in the Handbook as "flaw at base of Queen's eye" unless this latter is the result of subsequent damage.
- Nos. 50, 51, 56, 57: These stamps form a *block of four*. They are characterised by the fact that they *all* show a flawed area in the middle of the cheek to the right of the base of nose as well as numerous other flawed patches in the shading around the head. To distinguish them from one another, the following tests may be of assistance:—
- 50: Has a rather blunt tip at S.W. corner.
- 51: Has two little vertical white scratches in shading to right of "NE" of "NEW". Has a slight "nick" in the base of the outer top frame over the top left triangle, to the left of its middle.
- 56: "Deep edging" along base.
- 57: "Deep edging" along base. A tiny (nearly vertical), hair-line on edge of left shading opposite base of "E" of "NEW". 56 and 57 will often show "line" watermarks at base.

In the Handbook the suggestion is made (probably emanating from some of the writer's comments after examining the proof sheets at Wellington about 12 years ago) that this block of four was a "*substitution*" for previously faulty electrotypes. This guess was based on the common "cheek" flaw which could possibly have occurred on a single "electro" used to produce moulds for four electrotypes. Another suggestion is that a new block of four electros was "plated" with nickel prior to insertion in the plate and that owing to faulty electro-deposi-

PHILATELY FROM AUSTRALIA

tion weaknesses occurred as described. So far the evidence is somewhat scanty, but the theory advanced of *substitution* still seems a possibility. My *earliest* date for any of these four varieties is 1/12/92 (perf. 10) and I have not seen any variety perf. 12 x 11½, although the varieties are to be found in all three settings of the advertisements. From that time at least (late 1892) they persist to the end. On the other hand I have discovered some flaw varieties in the 1891 and early 1892 shades which would appear to be of a *constant* nature but which I have *not* found in any of the later printings. These are a series of "scratch" flaws which appear to extend across adjoining stamps. Of them more perhaps at a later date when I locate more material. At any rate the problem is one full of interest though small in degree.

Top Right Pane:

Sub-type "X": Found in all printings. This shows a *coloured* spot in the middle of the shading over the head under (and slightly to the left of) the left end of the "S". I found this first on many singles, in horizontal pairs and strips and vertical pairs. The numbers found in the quantities examined (i.e., before going through the advertisements) indicated that there were about 15 of this sub-type in the sheet. I now find there were at least 17, distributed as under:

				11	
13	14	15	16	17	
19	20		22	23	24
25	26		28	29	30
31					

Of the above, two positions (15 and 30) show *other* constant flaws, as follows:

15: White flaw through "U" of "REVENUE" (noted in Handbook).

30: Small diagonal white flaw in shading immediately to the right of the base of the "N" of "NEW".

I think the other flaws noted in the Handbook, on Nos. 34 and 37 respectively, are either due to "ink clogs" or to subsequent damage, since I have not met them in the issued stamps.

Sub-type "Y": Found in all printings. This shows extra colour on the lower left edge of the neck. I should think it occurs 8-10 times in the pane, but have so far only been able to locate it definitely on Nos. 46, 47, 48 and 49. It will be found, I think, at least *three* times in the *bottom* row of the pane (55 to 60).

Lower Left Pane:

Nos. 7 and 13: These together form the one piece of damage, a nearly vertical fine white hair-line. In 7 the hair-line, which is broken in character, starts from under the second "A" in "ZEALAND" and goes downwards almost vertically. This stamp also shows a fine cut in the baseline near S.W. corner. In 13 the hair-line is more marked. It runs from under the "AN" to between the "T" and "W", past the tip of the nose. So far met in all printings from 1893 on.

The flaw noted in the Handbook as occurring on No. 8 (coloured flaw under "O" of "POSTAGE") can, I think, be only an inking flaw. I have not met it.

No. 23: (noted in Handbook) shows a white flaw breaking circle line, etc., under right end of "L" of "ZEALAND".

No. 40: Has a semi-vertical hair-line at base of neck. Starts above left of second "E" of "PENANCE" and finishes at back of lower band in hair. Found all printings 1893 onwards.

No. 53: A fine semi-vertical hair-line starting in shading opposite top of "Z" of "ZEALAND" and running into circle line over left of "T" of "TWO". Probably occurs in all printings.

NEW ZEALAND: THE SECOND SIDE-FACES (1882-1897)

No. 57: Shows a diagonal white flaw starting in the shading to the left of the nose and going, to the right, into the base of the eye (in lightly inked copies). Found from late 1892 on.

Lower Right Plane:

I have not found the flaw (most of top frame-line missing) noted in the Handbook. This damage may be "subsequent."

Constant Plate Flaws not so far placed in sheets.

- (i) The "PQ" flaw. This is No. 1 in one of the four panes and shows a prominent white flaw at the base of the "O", making quite a fair "POSTAGE". I have not met it in advertisements, and as my earliest copy is a perf. 10, dated early in 1896, I think this damage is *subsequent*. It occurs in all the later printings.
- (ii) Marked break in outer frame at base (with additional colour over break) under "C" of "PENCE". So far found 1896 (10 x 11) on.
- (iii) A short white line between bases of second "A" and "N" of "ZEALAND". Found 1896 (perf. 10) on.
- (iv) A streaky hair-line, etc., running from bridge of nose up through shading to under second "A" of "ZEALAND". Is down *left* side of a pane and is practically obscured in most later printings. Found 1893 on (and probably earlier).
- (v) White spot in shading immediately under left end of chin. Is down the *right* side of a pane. Found 1897 (perf. 11 on).
- (vi) A white flaw in shading just to the left of neck, near top. Seen in a "Poneke Potted Meats" advertisement. Probably No. 9 or 50 in lower left pane.
- (vii) Top frame rather squashed down and defective, particularly at right end. Also shows a coloured dot in shading under left of "A" of "POSTAGE". Found 1897 on, is No. 6 in one pane and *may* be an *early* stage of the "most of top frame missing" (see earlier reference under lower right pane).
- (viii) A white flaw in the middle of cheek to left of ear, nearer ear than nose. Is in the *top* row of one pane. Found 1892 (perf. 12 x 11½) on.
- (ix) White flaw on cheek to south-west of ear. Is in the *bottom* row of one pane. Seen 1895 on.

It will be noted that I have not been able to trace the last *nine* flaws in the advertisements. That is not to say that they don't occur, but I am inclined to think that some at least of them arose after 1894.

I have also met two or three copies of each of some *colour* flaws *not* described above but in each case they are all from the *same* printing and are unquestionably only *semi-constant* to that printing, and due no doubt to the presence of ink-clogs (being sometimes referred to as "crust" flaws).

This concludes my study of these values. Should our New Zealand friends follow it up (as I hope they do) it may even be possible, at a later date, to issue a Supplement to Vol. II. of the *Handbook*, which will deal *only* with the "Second Side-Faces." Many surface-printed issues still remain buried in obscurity. This is one that deserves a better fate.

TASMANIA'S T.P.O's

By HARRY S. PORTER, M.C., F.R.P.S.L.

The recent articles by Dr. Bruce, on the T.P.O.s. of New South Wales, made me wonder what was known about those of the other States. A short account of the T.P.O.s. of Queensland, by Alec Gavin, appeared in the *Australian Stamp Monthly* of July, 1940, and friends have collected (but not chronicled) the marks used by those of Victoria, but I have been unable to discover that the rest are not virgin ground.

I decided that Tasmania should suffer from my attentions, as I already had a collection, *both* stamps with T.P.O. markings. I bombarded those of my friends who took an interest in collecting T.P.O.s in general, and, thanks to them, raised the score to six. Mr. T. E. Petterd, the authority on matters stampic in Tasmania, received an S.O.S. and nobly responded with sufficient of his duplicates to bring me into double figures. Furthermore, Mr. Petterd kindly gave me information about the various types he had in his collection and the earliest and last dates.

Bill Purves surrendered to my blandishments and loaned me many thousands of Tasmanian Pictorials, from which I culled about fifty examples of T.P.O. marks. This is interesting, as I consider that it works out that some $\frac{1}{2}\%$ of Tasmanian stamps of that period were obliterated on Travelling Post Offices. The percentage would be lower but for the deft wielding of the date-stamp by the Tasmanian Postal Officials of these days. It is true that they had a fairly large target during the currency of the Pictorials, but they were remarkable shots, kept their weapons clean and nearly always scored a bull. Seldom does one meet that collectors' desideratum, the superb used—or, in other words, "a kiss in the corner."

As my material seemed to be coming along nicely, I thought it an idea to get cracking on the railway angle.

The first railway in Tasmania ran from Launceston to Deloraine and was opened in 1871. It runs roughly from east to west, along the northern coast of the Island, and is always referred to, in railway parlance, as the WESTERN LINE. It was prolonged to Devonport, then to Ulverstone in 1890, to Burnie in 1901, to Myalla in 1913 and finally to Stanley.

The second railway to come into existence was that from Hobart to Launceston, opened in 1876. It was built by a private company, called the Tasmanian Main Line Railway Company Limited., and was taken over by the Government in 1890. It has always been known as the MAIN LINE.

Various more or less important branches were built from time to time, but only the MAIN LINE and the WESTERN LINE have significance from the T.P.O. angle—with one exception, to be later mentioned.

TASMANIA'S T.P.O.'s

Up to the taking over of the Main Line, I have not been able to trace the existence of a T.P.O. Undoubtedly, the mails went by railway, but they were presumably carried in closed bags from point to point. However, the Annual Report for 1891 states: "3 Mail Vans have been erected during the year." It is evident that the mail compartment was quite small, as a job reported to have been done in 1893 was "putting additional first class compartments into the Mail Vans." Until the turn of the century these three vans appear in the list of rolling stock, without additions.

Turning to the time-table, from the early 'nineties trains, yclept "The Mail," left both Hobart and Launceston about 8 p.m. and ambled into the other terminus (133 miles) 11 hours later. The Western Line train left Launceston in the morning, in connection with "The Mail," ran to the then terminus and returned the same day, again connecting with the Main Line Mail. In later years a second daily train was run on the Western Line.

In the following table I give particulars of the various known date-stamps and the earliest and latest known dates of use, with name of the owner in brackets.

Inscription (omitting Tas.)	Type	Earliest Date	Latest Date
T.M.L. Ry. No. 1	A	7.1.96 (Petterd)	?9.11 (Petterd)
T.M.L. Ry. No. 2	A	12.6.00 (Dovey)	20.2.12 (Purves)
T.M.L. Ry. No. 3	A	24.2.00 (Purves)	19.4.11 (Purves)
T.P.O. No. 1	C	22.1.13 (Purves)	?3.17 (Porter)
T.P.O. No. 2	C	22.10.12 (Porter)	12.8.14 (Purves)
T.P.O. No. 3	C	31.5.12 (Purves)	30.3.15 (Porter)
T.P.O. No. 4	B	?8.03 (Petterd)	?8.12 (Petterd)
T.P.O. No. 5	B	31.8.03 (Porter)	28.9.12 (Porter)
T.P.O. No. 6	C (without time)	3.1.09 (Dovey)	22.4.17 (Porter)
T.P.O. No. 5	D	1.6.15 (Porter)	25.6.15 (Porter)
T.P.O.	E	28.9.24 (Porter)	28.9.24 (Porter)
WESTERN LINE			

It will be appreciated that a large part of the period covered by the above dates is that during which the Tasmanian Pictorial series was on issue, i.e., December, 1899, until the appearance of Australian stamps at the beginning of 1913. I consider it likely that Travelling Post Offices made their appearance on the Main Line early in the 'nineties, which means that their date-stamps should be found on the stamps, with effigy of Queen Victoria, current at that time. Further examples will doubtless be reported, but large bulk lots of these stamps are hard to come by and also I have reason to think that the date-stamp was often applied to the cover, and the stamp itself obliterated with a dumb "killer."

PHILATELY FROM AUSTRALIA

I think that we are on safe ground if we postulate that the three date-stamps of Type "A" were used on the Main Line; they were probably all made at the same time and withdrawn at the same time, being replaced by the corresponding numbers of Type "C" on a date between March and May, 1912. According to information kindly supplied by the Deputy-Director of Posts at Hobart, the local records are not complete, but it is thought that the T.P.O. on the Main Line was discontinued about 1912. Unless the last mentioned date-stamps of Type "C" were transferred to another service, it would seem that the closure took place a few years later.



"A"



"B"



"C"



"D"

The reason why three date-stamps were used may have been that there were three Travelling Postmasters on the route and that each, in turn, spent one night travelling from Hobart to Launceston, the next on the trip from Launceston to Hobart and the third night off duty.

As regards the Western Line, the evidence seems to indicate that the first T.P.O. was inaugurated in the middle of 1903. As it was a day service and the turn of duty was over 12 hours from leaving Launceston until returning there, possibly the Postmaster would only be on duty every second day, which would account for there being two date-stamps. Six years later, in 1909, a third date-stamp, No. 6, appears. From information kindly obtained from old postal employees by Mrs. Reeves, Secretary of the Launceston Philatelic Society, in latter years it was the practice for Travelling Postmasters to be stationed at both Launceston and Burnie, and they swapped trains at the station where they crossed and returned to their home station. At that period both the morning and afternoon trains, in both directions, had T.P.O.s attached.



"E"

The T.P.O.s on the Western Line were "axed" during the depression and ceased to function after August 31st, 1932. Since then, Tasmania has been T.P.O.-less! Again I owe this information to the Deputy-Director of Posts for Tasmania.

As will be seen from Figure "D", the original T.P.O. No. 5 date-stamp suffered from Anno Domini and was replaced prior to 1915. It may well be

TASMANIA'S T.P.O.'s

that this happened in other cases. I have already stated that I thought that the number of Tasmanian stamps used in the T.P.O.s was under $\frac{1}{2}\%$ of the total usage. How many places of decimals one would have to go to before expressing the percentage of Australian stamps cancelled on the T.P.O.s of Tasmania, I know not—any way, it is infinitesimal. This being so, the difficulty of obtaining material to establish what happened in the 'twenties of this century has, so far, successfully shrouded the issue. I have a solitary example of a date-stamp, used in 1924, with the motto "T.P.O. WESTERN LINE"—without indication of "up" or "down" or a "gang" number. I can but hope that any reader who has had the hardihood to fare thus far and who possesses any such material, will let me have particulars, for the common weal.

There is one other possible T.P.O., which may prove nebulous. In February, 1892, the Government opened an isolated railway from the west coast port of Strahan to the mining centre of Zeehan, 30 miles away. Incidentally, in the list of post offices closed in 1893 appears Strahan. A date-stamp, illustrated in Fig. "F", is known used between 3.2.98 (Porter) and March, 1901 (Purves). The inscription is "STRAHAN NO. 2," and I know of no other instance of the use of "No." followed by a numeral except on the date-stamps of the T.P.O.s. In December, 1900, the Emu Bay Railway, which had existed from Burnie to Waratah since 1884, was prolonged to Zeehan. It was early in 1901 that the Western Line was put into traffic between Ulverstone and Burnie, thus completing rail communication to Zeehan and eliminating the necessity of sending the mails by sea to Strahan. Whoever the postmaster was who applied this date-stamp, he was not in the same class for markmanship as his brothers elsewhere, and Messrs. Dovey, Purves and I all had to contribute bits before the whole inscription could be reconstructed.



In my endeavours to establish the existence or otherwise of this T.P.O., I asked the postmaster at Strahan if he could help me. After some lapse of time, my letter came back with a note on it by a Mr. P. H. Smith, who said that he was a clerk at Zeehan Railway Station 52 years ago and thinks he is the only one of the old ones alive. Mr. Smith does not know of any Travelling Post Office on the Strahan Line, but he does remember that the guard used to hand out the letters to the people living along the line. Mr. Smith says he left Zeehan fifty years ago, so that the Strahan postmaster must have gone to a lot of trouble to locate him.

Six months ago I knew nothing about the T.P.O.s of Tasmania, and I realise finality has not been reached,—but this is a start. I trust I have written in such a way as to emphasise the help and co-operation I have received from many kind folk, stamp-lovers and otherwise. I merely elected myself promoter and recorder of a Study Circle, in pursuit of information on one tiny topic. Now I pass on the details garnered, hoping that others will add thereto.

FIJI'S WAR PROVISIONAL

A STUDY OF THE LOCAL SURCHARGING OF 2½d.,
ON THE 2d., MAP STAMPS

By the Rev. A. R. TIPPETT

[Mr. Tippet is already well known to many of our readers. Attached to the Methodist Mission in Fiji, he has made full use of the unrivalled opportunities afforded by local residence to make a thorough study of the stamps and postal history of the Colony. Latterly he has been concentrating on the current issues, and a number of his articles on these stamps have appeared in the Australian philatelic press. This latest study will therefore be welcomed by Pacific Islands enthusiasts.]

It seems time that definite information be placed in the hands of collectors concerning the 2½d. surcharge of Fiji, lest it become the neglected baby. Eight years ago I wrote about this stamp in the *Australian Stamp Monthly* and I think there were two points in that article. One was that speculators were busy exploiting its possibilities, and the second point was that there was clearly a second surcharging. This I had observed from examination of stamps I purchased over the Post Office counter, not from any inside information in my possession, although the Postmaster at Suva later confirmed that there had been a second printing. That is about all that has been written as far as I know. It was written at the time when the stamp was still on sale. Eventually the new stamps arrived and we saw no more of the surcharge. That was a long time ago, and ever since that day I have been seeking and seeking for material and information and I have only just this month fitted the last piece to the jig-saw. I feel certain, however, that what I have set out below will stand the test of examination.

The type for this surcharging was set up at the office of the *Fiji Times and Herald* in Suva on linotype and kept in forme at the Treasury. There is no official record apparently of this type ever having been unpicked or re-arranged, yet a study of scores and scores of full sheets has given very definite evidence that that was so for at least two of the subsequent surchargings.

In all there were four lots of 2d. Die II. "maps" sent to the Government Printer for surcharging. The official figures are as follow:

On 5th February, 1941, 3000 sheets.

On 4th April, 1941, 3500 sheets.

On 10th June, 1941, 4000 sheets.

On 17th November, 1941, 800 sheets.

That, by the way, reveals the fact that the total issue included 678,000 stamps—not a large one, by any means, which makes it difficult to understand the low catalogue value of this stamp.

Several facts seem to be fairly clearly established. The first is that there was no

FIJI'S WAR PROVISIONAL

following of any numerical order of sheet numbers. Much more could be written on that but this is not the place.

Another fact also quite clear is that we have no difficulty in identifying which was the first surcharging; or should I say the first setting, as it is possible that the first and second surchargings had the original setting. The simplest way of identifying this if one has a full sheet by examining the neck of the small "2" in stamp No. 58 in the imprint piece. True, some flaws did develop and weak lines became broken lines during the printing, yet this broken "2" appeared consistently throughout the whole use of that setting. It is a certain test. I am calling this setting "Surcharging Type A," and it is my tentative opinion that it covers also the April printing—which would mean that 6,500 sheets were so printed, or a little more than half the issue.

"Surcharging Type B," from odd lots and dated copies, seems to have appeared about July, and this would fit the third printing. This has a good clean figure on No. 58, but both Nos. 54 and 55 have constant broken necks to their small "2's." The fact that these three flaws all appear in the bottom two rows of the sheet has led collectors here to retain that part of the sheet instead of whole sheets, which was one reason why much of the information in this article was so difficult to come by.

As these had appeared long before November they must be either the April or June printings. I am placing them tentatively as the latter after studying post-marked accumulations, and in the light of information supplied by those whose stamps I have examined.

A third arrangement of the surcharge is also known. In this the "blackouts" of the first and sixth vertical columns are definitely closer and the faulty letters are remarkably few. This is the least common of the three, but I have examined several full sheets and even to the most microscopic damage to figures they agree, so I describe this as "Type C." In several cases I was told that these sheets were purchased just before the stamp disappeared from use, and I am tentatively putting it down as the last 800 sheets.

It should be pointed out at this juncture, however, that there is a possible alternative if the first type was limited to the first printing. There could then have been 4,800 sheets of the Type C. This is unlikely. The type is by far the scarcest and was clearly late. On the other hand, the speculators had quite a racket in the first and there were too many of these still about in the Colony for a long time. I arrived in Fiji in May, 1941. Type A was still on sale for at least a month.

So for the time being I am putting it down as follows—

Surcharging Type A—2 printings, 6500 sheets; Type B—1 printing, 4000 sheets; Type C—1 printing, 800 sheets.

The sheets described as "Surcharging Type A" in this article show evidence to any observer of having been built up from 30 repetitions of a matrix of 2 stereo impressions. Thus columns (vertical) 1, 3 and 5 show a chipped front to the head of the large "2", which is not evident in vertical columns 2, 4 and 6.

In Type B the same principle is observed, but the chipped part would seem to

PHILATELY FROM AUSTRALIA

have been closed and is but slightly bulged. In Type C the respective columns are all so alike that no constant difference may be detected. In Types A and B there is some similarity of measurement, horizontality and perpendicularity of blackouts and surcharges; but there are numerous slight variations in each case with Type C.

I have it indirectly from one who witnessed at least some of these operations at the Government Printer's, that a good deal of force was used at times when letters became loose and this may account for some of the minor disagreements of measurements and alignment, and certainly some of the broken letters which appeared towards the end of the printing of Type B. Even so, when all the material I have examined is considered I find it very hard not to believe that after the third printing the type was unpicked, and a completely new lot set up with new figures for the last 800 sheets. There is no record to that effect, but it is my firm belief. There is, of course, the official record of a late 800 sheets. The last type has all the characteristic weaknesses of the usual figures used but there are no bad breaks. They were either a completely new lot of figures or there were many new figures inserted.

In the late stages of Type B, the figures had gone to pieces terribly. Many collectors here have put aside the blocks with numbers 31, 37, 47 and others in which this considerable deterioration was seen. I have now after a long search identified these definitely as belonging to Type B. None of these appeared in Type C.

Before setting out a table of the deformities of the surcharges in the various types, I should say that most of these may be collected and identified from used accumulations, by a study of the very microscopic dots and dashes of the green frame plate in use for the 2d. stamp which was surcharged. These specks have no importance alone, but when they enable us to identify our surcharges they immediately assume value.

Classification of Varieties in 2½d. War Provisional:

Surcharging Type A—

4. Neck of the small "2" cut.
10. Neck of the small "2" cut.
15. Thin curl on head of small "2".
18. Neck of small "2" weak.
26. Fine break in neck of small "2".
27. Broken bar.
38. Very fine cut in neck of small "2".
47. White dot in serif of small "2" (developed).
49. Bar thin (broke later).
52. Bar thin.
53. Bar thin.
58. Neck of small "2" broken.
60. Two fine cuts in neck of small "2". Later broken bar also.

Surcharging Type B—

1. Broken bar.
4. Bar thin.
7. Bar thin or broken, top of "d" cut.
10. Base of small "2" cut.
12. Thick head to large "2". (Deformed "d" at one stage.)

15. Thick base to small "2".
17. Thick base to small "2".
18. Serif on small "2" cut.
19. Thick head to small "2", "d" deformed or thin base.
28. Broken neck to small "2".
30. Very fine cut in bar, deformed stop.
31. Top of "d" deformed (later cut).
32. Nick in neck of small "2" (later cut).
34. Very thin bar.
39. Broken bar.
41. Broken bar.
42. Broken bar.
51. Top of "d" cut.
54. Broken neck to small "2".
55. Neck of small "2" broken near base.
59. "d" deformed, end of bar bent up or broken.

Late Stage. (These are found at one time with the above):

22. Neck of small "2" broken.
31. Top of "d" cut.

FIJI'S WAR PROVISIONAL

37. Thick head to large "2".
47. "d" badly deformed, base of small "2" completely missing.

Surcharging Type C (All very minor):

33. Neck of small "2" weak or broken.
49. Fine break in bar.
57. Thin neck to small "2".
59. Tiny nick in top of small "2".
60. Fine cut in neck of small "2".

(Note.—I have included thin necks and bars because I suspect that they possibly do exist broken, but they have not come my way in that state. The deformities listed above are not of equal im-

portance except in so far as they provide evidence in connection with the surcharging.)



Fig. 1.—Showing the chipped front of the large "2", distinguishing characteristic of the first, third and fifth vertical columns in Surcharging A. The chip is always present, although its exact shape varies at times.

Fig. 2.—The thick head of the large "2", listed here as No. 12 of Surcharging B.

Fig. 3.—Showing how the broken necks developed. A chip appeared above or below the thin neck of the "2", sometimes as a white spot in the centre, possibly caused by a bubble in the metal. Thus

weakened, these breaks soon followed. This applied in all surchargings.

Fig. 4.—Broken neck. No. 58 in Surcharging A.

Fig. 5.—Neck broken near the base, as listed in Surcharging B, No. 55.

Fig. 6.—Illustrating how the figures of the surcharge deteriorated in the late stages of Surcharging B. This is the bar and the "d" deformity and missing base to the small "2" as listed for No. 47. This variety is not rare in this stage. As no trace of any development has been found, it is most probably a single injury by some accident.

REVIEW

The Philatelic Handbook of Jamaica. By E. F. Aguilar. Published by the author, P.O. Box 406, Kingston, Jamaica, 10 x 7½ in., 109 pp. No price stated.

This volume is beautifully produced on art paper, with excellent photographs of the stamps of the Colony from 1860 to the Peace Issue of 1946. It does not attempt to take the place of the recognised handbook on Jamaica, published by Stanley Gibbons Ltd. in 1928, but it does supply up-to-date information on the issues since that date to 1948.

The volume supplies necessary information on Plate Numbers and "Specimen" stamps; the latter subject being dealt with at length, and in detail, by Mr. L. C. C. Nicholson, whose knowledge of Jamaican stamps is recognised as being second to none.

The section relating to the use of Temporary Date Stamps is particularly informative and indispensable to a Jamaican collector. There being comparatively few varieties

in the production of the stamps—at least compared to some countries well known to philatelists—a lot of deeper interest in Jamaican issues lies in the collection of postmarks. As most collectors know, all permanent postmarks used in the Island are made in England. This has always been so since 1760, but a temporary date stamp was issued by the Postmaster to each new Post Office, to be used until such time as the permanent one arrived from England. These Temporary Rubber Date Stamps are of tremendous interest, and this section is most illuminative and comprehensive, containing up-to-date illustrations, information regarding the different types, dates of opening and closing of post offices, and new discoveries of types previously unknown.

This new volume is certainly one that fills a need and that every collector of Jamaica should possess. Mr. Aguilar is to be congratulated on an excellent piece of work.

—A.S.C.

ANNOUNCEMENT

On and after 25th February, 1950 my business at 21 Royal Arcade, Sydney, will be closed and will be carried on from
TORONTO, (ONTARIO) CANADA

For the purposes of postal communication, the following addresses may be noted:

21st March to 8th June, 1950

M. C. Cohen, c/o Bank of N.S.W., Berkley Square, LONDON.

After 8th June, 1950

M. C. Cohen, c/o Royal Bank of Canada,
Head Office, King & Yonge Streets, Toronto, Ont., CANADA.

Watch the philatelic press for further announcements.

I would also like to take this opportunity of wishing my customers a Merry Christmas and a prosperous New Year and to thank them for their continued support and patronage over the years.

M. C. COHEN

21 Royal Arcade, Sydney

Phone: MA5884

PHILATELY FROM AUSTRALIA

QUALITY REMAINS WHEN PRICE IS FORGOTTEN

*There is always a man who can offer a stamp a little worse
to sell a little cheaper and those who consider price alone
are his legitimate prey.*

THE WALLACE STAMP CO.

SUGDEN PLACE, MELBOURNE

OTHERS HAVE PROVED IT WHY DON'T YOU?

BUY AND SELL THROUGH

AUSTRALIAN STAMP AUCTIONS

31 Queen Street, Melbourne, C.1

Phone MB1107

PHILATELY FROM AUSTRALIA



SCOTT'S HOTEL

MELBOURNE

Telephone: M 1901 (11 Lines)

Cables & Telegrams: "Scottsotel Melbourne"

"Meet me at Scott's"

A MECCA FOR ALL VISITING PHILATELISTS

Do you collect the Stamps of the

AUSTRALIAN STATES OR PACIFIC ISLANDS?

I hold a stock of *all* these countries. Rarities, covers, cancellations, proofs, essays, and those other byways so dear to the specialist—all are represented. Items furnished by me have graced many a notable collection. CAN I HELP YOU?

RITCHIE BODILY

3 BELSIZE PARK GARDENS, LONDON, N.W.3

PHILATELY FROM AUSTRALIA

THAT XMAS GIFT PROBLEM SOLVED—see below

STANLEY GIBBONS LTD. (ENGLISH) BOUND STAMP ALBUMS: "Commando," 7/6; "Gigantic," 8/6; "Atlas," 12/6; "Improved," 12/6; "Strand" No. 2176, 20/-; "Strand" No. 2178, 27/6; "Strand" No. 2180, interleaved, 45/-; "New Imperial" Volume I (Antigua to Malta) 70/- ea.; Volume II (Booking Orders), postage extra.

STANLEY GIBBONS LTD. (ENGLISH) LOOSE-LEAF STAMP ALBUMS: "S.G. Minor" 15/-; "Ace," 27/6; "Simplex Junior" No. 2148, 25/-; "Simplex Medium" No. 2190, 35/-; "Simplex Standard" No. 1046, 42/6; "Senator Medium" No. 3050, 43/-; "Senator Standard" No. 2896, 45/-; "Exeter," 50/-; "Swing-O-Ring" No. 3030 (white leaf edition), 57/6; "Swing-O-Ring" No. 2994 (black leaf edition), 57/6; "Windsor" (for the stamps of Gt. Britain only), No. 2195, 51/-; "Windsor," do., de luxe edition, No. 2196, 72/6; "New Age" (for stamps of the Br. Empire only, period 1940/1948), No. 3062A, 85/-; do. de-luxe edition, No. 3062B, £5 ea., postage extra.

STANLEY GIBBONS LTD. (ENGLISH) EXTRA LEAVES: FOR ALBUMS ABOVE: "Swing-O-Ring" (black or white) leaves, 7/6 per 12; "Simplex Junior" No. 2148, 2/- per 12, 15/- per 100; "Simplex Medium" No. 2190, 2/6 per 12, 16/6 per 100; "Simplex Standard" No. 1046, 3/6 per 12, 25/- per 100; "Ace" leaves, 1/9 per 12, 12/6 per 100; "Senator Medium" leaves, 2/- per 12, 15/- per 100; "Senator Standard," 3/- per 12, 22/6 per 100; "Exeter" leaves, 3/6 per 12, 25/- per 100, all post extra.

STANLEY GIBBONS LTD. (ENGLISH) HANDBOOKS: "Stamp Collecting for All," 2/5; "How to Arrange and Write-up a Stamp Collection," 5/6; "Beginner's Book of Stamp Collecting," 7/9; "The Splendid Book of Stamps," 7/9; "Stamp Collecting," 18/9; "Land of the Camel Post," Anglo-Egyptian Sudan Handbook, 15/-; "Postage Stamps in the Making," by John Faston and the late "SERVICE THAT SATISFIES" from . . .

F. J. Melville, 30/-; "Rowland Hill and the Fight for Penny Post," by Col. H. W. Hill, 7/6d. ea., all postage extra.

STANLEY GIBBONS LTD. (ENGLISH) STAMP HINGES AND ACCESSORIES: "S.G." Hinges (Packets) 500, 1/6; 1000, 3/-; "S.G." Hinges (tins) 3/6 per 1000; Ivorine Perforation Gauge and Rule, 3/3 ea.; "New Ideal" Perforation Gauge, 1/- ea.; "Instanta" Perf. Gauge, 6/6 ea.; Surcharge Measurer, 17/6 ea.; Watermark Detector (in box), 3/- ea.; Benzine Droppers—for use with Wmk. Detectors, Small, 3/9; Medium, 4/6; Large size, 5/6 ea.; Transparent Envelopes, size 2 in. by 1 3/4 in., 6d. per 12, 3/3 per 100; size 4 1/4 in. x 3 1/2 in., 1/3 per 12, 7/- per 100; size 3 1/4 in. x 3 3/4 in., 1/3 per 12, 7/- per 100; Large size, 10 1/2 in. x 4 1/4 in., 1/9 per 12, 12/6 per 100; Watchmaker's Glass, 7/6 ea.; Large Reading Glass, 25/- ea.; Folding Magnifying Glass, 11/6 ea.; Combined Paper Opener and Magnifying Glass, 8/6 ea.; S.G. (Whole World) "Titles of countries," 1.140 Titles, 4/6; S.G. (white on black) (Br. Empire) Titles, 1.082 Titles, 4/6; S.G. (black on white) (British Empire) Titles, 985 Titles, 4/-; S.G. (white on black) "Writing-Up Labels," No. 2939, 6/6 per book; "The Collector's Duplicate Book," 20/- ea.; Duplicate Books, various sizes, 5/-, 10/-, 15/-, and 20/- ea.; "Gibbons Stamp Monthly" Binders, 4/- ea.; Stamp Tweezers, 6/6 and 7/6 pair, all post. extra.

STANLEY GIBBONS LTD. (ENGLISH) STAMP CATALOGUES: NOW AVAILABLE: U.S.A., Part III, sold out; Central America Part IV, 8/9d. (6d.); South America, Part V, 11/3d. (6d.); French Colonies and P.O.'s, Part VI, 6/6d. (6d.); Europe 1950 edition, Part II, 25/- (1/3d.); Whole World Simplified 1950 edition, 26/- (1/6d.); British Empire, Part I, (1840/1936) 21/- (1/-); British Empire, Part II, 1950 edition (1937/49-K.G., VI reign) 6/- ea. (6d.). Postage extra (in brackets).

PHONE: MU 5413

ARNOLD, WHEELER & CO.

STAMP MERCHANTS & IMPORTERS. EST. 1929
Winfield Bldgs, 495 Collins St.,
BOX 4566, G.P.O., MELBOURNE, C.I.

Large stocks of Commonwealth, M. or U. Imprints, Great Britain, British Colonies, Pacific Islands, Australian States.

Classic issues of Europe, Charities, U.S.A., South America, China, etc.

QUALITY! SERVICE!
SATISFACTION!

THE VICTORIA STAMP DEPOT
EXCELSIOR HOUSE, 1st FLOOR
17-19 Elizabeth St., Melb.
Tel., MU9150.

WANT LISTS

During 50 years of fair trading, we have accumulated a comprehensive stock and can generally fill most requirements of collectors or dealers.

We have good stocks of old issues, especially Australasia, British West Indies and Foreign countries.

A want list by any Standard Catalogue will receive prompt and careful attention.

PURCHASING

Our stock requires constant replenishing, and we are always open to purchase general collections lots or single stamps of any country. Prompt attention given to all offers.

BRIDGER & KAY LTD.
86 STRAND, LONDON, W.C.2, ENG.

PHILATELY FROM AUSTRALIA

**3 SELECTED ITEMS
COMMONWEALTH**

Very Rare and Not Catalogued

3d. blue A.I.F. Imprint block of

4. One airman, broken wing.
£10.

5/ Roo. * 2nd Inverted Wmk.
Well centred, break along NSW.
£27/10/-

(This specimen mentioned by G. Cole 3 Philately. I believe this to be the only existing copy. Should any reader know of a further, specially in imprint block, kindly inform me).

10/- Robe "Specimen" * in rare large block of 20, £7/10/-.

F. H. FEIBES

80 Swanston St., Melbourne
CABLE ADDRESS: FEIBESTAMP

BRITISH COLONIAL
NEW ISSUE SERVICE

(Established 1913)

Particulars Post Free.

R. ROBERTS

PHILATELISTS LTD.

430 STRAND, LONDON

Correspondence addressed to:

"Y.Q." ROTHERFIELD
SUSSEX, ENG.

Earliest Issues. Latest Novelties.

Want Lists Solicited.

Special Offers:

1d. Victoria Land on N.Z. Mint, 5/-
Tasmania 10/- and £1 Queen Mint
(Cat. £11/10/-).
£4 the two (Sterling).

**WHITFIELD KING
FOR
NEW ISSUES**

NEW ISSUE SERVICE
BRITISH EMPIRE
FOREIGN

Backed by more than fifty years' experience our Service has given complete satisfaction to thousands of collectors at home and overseas.

**WHITFIELD KING &
COMPANY**
IPSWICH, — ENGLAND

Established 1869.

SPECIAL NOTICE

IMPORTANT !! It is imperative that we buy immediately Fine Specialised Collections of Popular Countries and Several Good General Collections.

FROM £100 TO £2000

ALL PURCHASES ARE FOR CASH

Before sending give general description in writing to—

**STEWART'S
STAMP SHOP**

Member A.S.D.A.

Phone: Cent. 5191. After Hours, U 5492

22 McHenry St., Adelaide
South Australia

(Adjoining Adelaide Stock Exchange)

KING GEO. VI ISSUES

ALL MINT Unless Otherwise Stated

13 ADEN, to 10 Rupees	50/-	2 FIJI, Silver Wedding ..	10/-	13 NORTHERN RHODESIA,	65/-
11 ADEN KATHIRI STATE,	26/-	14 FIJI, to 5/-	19/6	to 20/-	
to 5 Rupees		14 GAMBIA, to 10/-	41/-	14 NYASALAND 1938-42, to	
11 ADEN QU'AITI STATE,	26/-	13 GIBRALTAR, to 20/-	60/-	£1, Cat. 118/-	80/-
to 5 Rupees		12 GILBERT & ELLICE		14 NYASALAND, 1945, to	
26 AFRICA, Royal Visit ..	8/-	IS, to 5/-	15/-	£1	64/6
10 ANTIGUA, to 5/-	15/-	2 GILBERT & ELLICE		19 PAKISTAN, to 25 Rup.	27/6
12 ANTIGUA, to 20/-	60/-	IS, Silver Wedding ..	25/-	16 PALESTINE, to £1 ..	67/6
11 ASCENSION, to 10/-	30/-	13 GOLD COAST, 1938, to	46/-	164 PEACE, Complete ..	63/-
55 AUSTRALIA, Commems.,		10/-		90 PEACE, Crown Colonies	27/6
Comp, to Lawson, incl.		12 GOLD COAST, 1946, to	30/-	90 PEACE, Crown Colonies	
5/- Bridge	£12/10/-	10/-		Used	40/-
15 BAHAMAS, to 20/-	51/6	9 GT. BRITAIN, to 20/-	66/6	15 PENANG, to \$5 ..	34/6
16 BAHAMAS, 1948, Ter-		2 GT. BRITAIN, Silver		2 PITCAIRN IS., Silver	
centenary, to 20/-	66/-	Wedding	35/-	8 PITCAIRN IS., to 2/6	7/6
11 BAHRAIN, to 10 Rupees	42/6	9 GT. BRITAIN, Overp'd.	12/-	12 ST. HELENA, to 10/-	30/-
1 BAHRAIN, 10 Rupees		E.A.F., to 2/6		12 ST. KITTS, to 20/-	60/-
Val. Only	22/6	11 GT. BRITAIN, Overp'd.	31/6	2 ST. KITTS, 10/- and £1	
13 BARBADOS, to 5/- incl.	20/-	M.E.F. to 10/-	30/-	Only	45/-
Obsolete Colors	30/-	12 GRENADA, to 10/-	37/6	14 ST. LUCIA, to 20/-	70/-
11 BASUTOLAND, to 10/-	20/-	17 HONG KONG, 1948, to	27/6	26 ST. LUCIA, to £1, incl.	
11 BECHUANALAND, to	20/-	£10	7/6	all Perf and Color Var.	87/-
1 BERMUDA, 2d, Obso-	20/-	8 IRAQ 1949, Air Mail	28/6	15 ST. VINCENT 1938-47,	
lete Color, S.G. 113,		7 JAMAICA, Constitution,		to 20/- Obsolete	73/6
Cat. 40	20/-	to 10/-		14 ST. VINCENT, 1949, to	
3 BERMUDA, 2d, 2 1/2d,		2 JAMAICA, New Valuee,		\$4.80	63/-
& 3d, Obsolet. Colors,		3d. and £1	30/-	10 SAMOA, to 3/-	11/-
S.G. 112/114, Cat. 58/6	32/6	15 JOHORE, 1949, to \$5	34/6	13 SAMOA, to 10/-	30/-
15 BR. GUIANA, to \$3	57/6	13 KENYA, to 20/-	45/-	4 SAMOA Stevenson, Mint	
12 BR. SOLOMON IS., to	27/6	11 KUWAIT, to 10 Rupees	42/6	or fine used	10/-
10/-		1 KUWAIT, 10 Rup. Only	22/6	35 SARAWAK and NORTH	
13 BR. SOLOMON IS., to	37/6	15 MALACCA, to \$5	24/6	BORNEO, B.M.A., Cat.	
10/- incl. Obs. 4 1/2d.		15 MALAYA, B.M.A., to \$5		E21/7/-	£10/10/-
12 BR. SOMALILAND, 1938		incl. 12cts. and 16cts.		15 S.A.R.A.W.A.K., Royal	
to 5 Rupees, S.G.		Black Overprint	35/-	Cypher, to \$5	33/6
93-104	25	15 MALTA, Self-Govt., to	36/-	2 SARAWAK, Silver Wed	37/6
12 BR. SOMALILAND, 1942		10/-	45/-	15 SELANGOR, to \$5	34/6
to 5 Rupees	56/-	12 MAURITIUS, to 10 Rup	60/-	15 SEYHELLES, to 5 Rup.	28/6
14 BRUNEL, to 10 Rupees	62/6	2 MONTERRAT, to 20/-	45/-	14 SIERRA LEONE, to £1,	
16 BURMA, 1948, Military		£1 Only	45/-	incl. Obsolete 8d.	68/-
Admin., to 10 Rupees	35/-	17 MOROCCO AGENCIES,		15 SINGAPORE, to \$5	34/6
Burma, 1946, to 10 Rup.	37/6	1949	21/6	11 SOMALIA, B.M.A. to 5/-	16/6
16 BURMA, Interim Govt.,		25 MUSCAT, 1944, Comp.	25/-	16 SOUTH AFRICA, 1941,	
to 10 Rupees	35/-	9 MUSCAT, 1948, Comp.	9/-	War Effort (Pairs), S.G.	
13 BURMA, Interim Govt.		14 NAURU, to 10/-	26/6	88-95, Cat. 22/-	20/-
Official, to 10 Rupees	40/-	15 NEGRI SEMBILAN, to		15 STH RHODESIA, to 5/-	23/6
10 BURMA, 1948 Union, to	20/-	\$5	34/6	15 SUDAN, 1927-40, to 20P	28/-
5 Rupees		14 NEWFOUNDLAND, to	17/6	11 SWAZILAND, to 10/-	30/-
19 CANADA, 1942, War		4cts.		10 TONGA, to 5/-	12/-
Effort	30/-	14 NEW GUINEA, 1939, Air		9 TRANSJORDAN, 1946,	
9 CANADA, 1946-47, Re-		Mails, to £1, S.G. 213-		Independence, cat. 20/8	6/-
conversion	17/6	225, Cat. £19/14/9	£15/10/-	9 TRANSJORDAN, 1947 1st	
16 CEYLON, to 5R., incl.		17 NEW HEBRIDES 1941		Nat. Parit., Cat. 11/5	6/-
Obs 3R. and Sur.	34/-	Free French, Cat. £14	87/6	12 TRINIDAD & TOBAGO,	
10 COOK IS., 1944, to 3/-	11/-	to 3/-	15/9	to \$4.80	46/-
10 COOK IS., 1949, to 3/-	12/-	14 NEW ZEALAND, 1947,		12 TRIPOLITANIA, B.M.A.,	
13 CYPRUS, to 20/-	60/-	to 5/-	21/-	to 10/-	31/6
15 DOMINICA, to 10/-	35/-	15 NIGERIA, to 5/-	11/-	12 TURK & CAICOS IS.,	
16 FALKLAND IS., incl.		12 NORFOLK IS., 1947	7/6	to 10/-	30/-
Obsolete Colors	72/6	13 NORFOLK IS., 1947,		7 TURK & CAICOS, Cen-	
32 FALKLAND IS., DEP.,		Fine Used	7/6	tenary, to 10/-	27/-
1944, Obsolete	24/-	15 NTH. BORNEO, Royal		12 VIRGIN IS., to £1	60/-
8 FALKLAND IS., DEP.,		Cypher, to \$5	34/6	2 VIRGIN IS., 10/- and £1	
1946, First Die	8/6	2 NTH. BORNEO, Silver		Only	45/-
9 FALKLAND IS., DEP.,		Wedding	65/-	13 ZANZIBAR, to 10/-	33/6
1948, Re-drawn Die	5/6				

POSTAGE EXTRA UNDER 20/- REGISTRATION EXTRA UNDER £5.

U.P.U. COMPLETE MINT COLLECTION OF 66 CROWN Colonies, Great Britain, British Post Offices Abroad, Bahawalpur (including "Service" Set), India, South Africa (Pairs), Southern Rhodesia, and South-West Africa (Pairs). (310 Stamps) £11/10/-

BAKER and MOLONEY
16-18 ROYAL ARCADE, SYDNEY. Tel: MA5592

You Want the Best Nett Results — We Get Them!

Facts for Philatelists

The steady increase in the number of satisfied buyers and sellers gives us confidence that our auction methods are appreciated by collectors all over the world.

Our Sale catalogues are despatched to South Africa, India, Australia and the Far East, to North and South America, this country and Europe. Sellers are assured of an international market; payment for sales is made within four weeks of the date of the auction and substantial cash advances can be made on receipt of material if vendor so desires. Some collectors are shy of accepting the risks of selling by auction.

We accept full responsibility for material from the time it reaches our possession (it is insured against all risks for 85% of our valuation) and we further accept full responsibility for all payments. What are the risks then in selling by auction? It can only be the price realised. The success of auction prices is based on a high average realisation and it is a fact that nineteen out of twenty properties realise at least ten per cent. more net in auction than if sold by any other means.

We ensure satisfactory results by adequate descriptions, honest valuations and a wide circulation of our catalogues internationally. Send for sample auction catalogues, our *Review of Prices Realised* and a specimen copy of our journal *The Philatelist*.

ROBSON LOWE LTD.

50 PALL MALL, LONDON, S.W.1

Cables: "Stamps, London"

Phone: Abbey 4034

LONDON, BOURNEMOUTH, PHILADELPHIA, MELBOURNE.

Printed by THE HAWTHORN PRESS Fine Printers



3 IN GROUP



9 IN GROUP



8 IN GROUP




14 IN SHEET



NOS. 17, 18 IN SHEET

(Courtesy of H. R. Harmer Ltd., London)






"Flag Half-Mast"



Double Flagstaff



"Thick One"

"Postage"

Plate I: Varieties described in "The Trail of Commonwealth".

1877

1878